

# DROPBOX INC CL. A

Börse: gettex      ISIN: US26210C1045      Währung: EUR      Kurs: 23,88 EUR      Stand: 26.06.2025

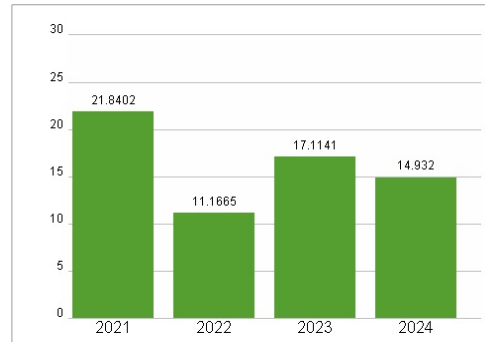
Dropbox, Inc. is a provider of collaboration platforms. The Company offers solutions, which allows individuals, teams, and organizations to collaborate and focus on their work. Its products include Dropbox Passwords, Vault, Computer Backup, Dropbox Sign, DocSend, Dropbox Capture, and FormSwift.

|                            |   |
|----------------------------|---|
| Aktuelles KGV              | 14,93   |
| Gewinn je Aktie            | 2,01  |
| Letzte Dividende je Aktie  | -   |
| Aktuelle Dividendenrendite | -   |
| Cash Flow je Aktie         | 3,98  |
| Buchwert je Aktie          | -3,35   |
| Akt. Marktkapitalisierung  | 6.753,73 Mil.   |
| EBIT                       | 486,20 Mil.   |
| EBIT-Marge                 | 19,08   |
| Industrie                  | Internet  |
| Sektor                     | Internet  |
| Subsektor                  | Internetsoftware und Dienstleistungen   |
| Anschrift                  | Dropbox Inc.<br>1800 Owens Street<br>San Francisco, CA 94158<br><a href="https://www.dropbox.com/">https://www.dropbox.com/</a>             |
| Investor Relations         | Kern Kapoor   |
| IR-Telefon                 |   |
| IR-Email                   | <a href="mailto:ir@dropbox.com">ir@dropbox.com</a>  |
| Hauptaktionäre             | Vanguard Group, Inc. (10.64%), Blackrock Inc. (7.65%), Ameriprise Financial, Inc. (6.36%), Renaissance Technologies, LLC (3.22%), Pictet... |
| Streubesitz                | -   |
| Vorstand                   | Tim Regan, Saman Asheer, Melanie Rosenwasser, Bart Volkmer  |
| Aufsichtsrat               | Drew Houston, Don Blair, Lisa Campbell, Paul Jacobs, Sara Mathew, Abhay Parasnis, Karen Peacock, Michael Seibel                             |
| Mitarbeiter                | -   |
| Umsatz                     | 2548,20 Mil.  |




| Wertentwicklung      | 1M     | 6M      | 1J      |
|----------------------|--------|---------|---------|
| Performance          | -4,27% | -17,95% | +13,93% |
| Volatilität          | 23,69  | 34,66   | 31,50   |
| Volumen Ø (Stk./Tag) | 260    | 416     | 510     |

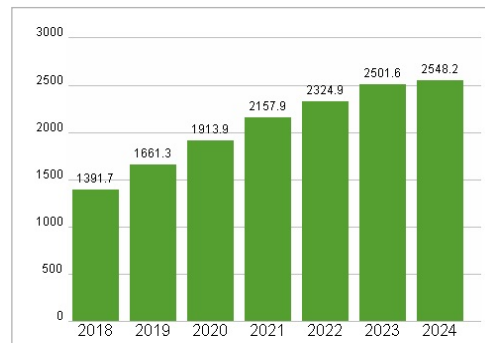
## Aktuelles KGV



## Dividende je Aktie (USD)



## Unternehmensumsatz (USD)



## EBIT (USD)



Historische Daten: 2024      Erstellt: 27.06.2025 23:59