

UTI India Dynamic Equity Fund RDR / IE00BDH6RR74 / A2AKGK / UTI Int. (SG)

Aktuell 02.04.2026¹	Region	Branche	Ausschüttungsart	Typ
16,42 GBP	Indien	enmix	thesaurierend	Aktienfonds


Risikokennzahlen

SRI	1	2	3	4	5	6	7
-----	---	---	---	----------	---	---	---

Jahresperformance

2025	-11,01%
2024	+12,12%
2023	+12,19%
2022	-13,29%
2021	+33,17%

Performanceergebnisse der Vergangenheit lassen keine Rückschlüsse auf die künftige Entwicklung zu.

Stammdaten		Konditionen		Sonstige Kennzahlen	
Fondart	Einzelfond	Ausgabeaufschlag	5,00%	Mindestveranlagung	EUR 0,00
Kategorie	Aktien	Managementgebühr	0,80%	Sparplan	Nein
Fondsunterkategorie	Branchenmix	Depotgebühr	0,50%	UCITS / OGAW	Ja
Ursprungsland	Irland	Tilgungsgebühr	0,00%	Gewinnbeteiligung	0,00%
Tranchenvolumen	(02.04.2026) EUR 6,73 Mio.	Sonstige lfd. Kosten (12.09.2025)	1,00%	Umschichtgebühr	-
Gesamt-Fondsvolumen	(02.04.2026) EUR 560,96 Mio.	Transaktionskosten	0,09%	Fondsgesellschaft	
Auflagedatum	14.03.2017	UTI Int. (SG)			
KES- Meldefonds	Nein	3 Church Street, 049483, Singapur			
Beginn des Geschäftsjahres	01.11.	Singapur			
Nachhaltigkeitsfondsart	-	http://www.utifunds.com.sg			
Fondsmanager	UTI International (SG) Private Limited				
Thema	-				

Performance	1M	6M	YTD	1J	2J	3J	5J	seit Beginn
Performance	-7,61%	-17,47%	-15,97%	-18,07%	-15,51%	+1,18%	+3,66%	+62,30%
Performance p.a.	-	-	-	-18,07%	-8,08%	+0,39%	+0,72%	+5,68%
Performance p.a. nach max. AGA	-	-	-	-21,97%	-10,30%	-1,23%	-0,26%	+5,08%
Sharpe Ratio	-1,92	-1,78	-2,11	-1,17	-0,64	-0,12	-0,09	0,21
Volatilität	32,70%	19,21%	24,64%	17,28%	15,80%	14,29%	15,27%	17,19%
Schlechtester Monat	-	-12,86%	-12,86%	-12,86%	-12,86%	-12,86%	-12,86%	-24,61%
Bester Monat	-	+5,29%	+4,54%	+5,29%	+9,09%	+9,09%	+10,43%	+11,58%
Maximaler Verlust	-11,85%	-25,25%	-20,35%	-25,25%	-31,55%	-31,55%	-31,55%	-32,59%

Vertriebszulassung

Österreich, Deutschland, Schweiz;

1. Wichtiger Hinweis zum Aktualisierungsstand: Das angegebene Datum bezieht sich ausschließlich auf die Berechnung des NAV.

RISIKOHINWEISE: Die Informationen auf dieser Seite dienen ausschließlich zu Informationszwecken und sollten weder als Verkaufsangebot noch als Aufforderung zum Kauf des Wertpapiers oder einer Empfehlung zugunsten des Wertpapiers verstanden werden. Die baha GmbH und die BAWAG P.S.K. Bank für Arbeit und Wirtschaft und Österreichische Postsparkasse Aktiengesellschaft übernehmen trotz sorgfältigster Recherche keinerlei Haftung für die Richtigkeit der angegebenen Daten.
Factsheet erstellt von: www.baha.com am 07.04.2026 12:32

UTI India Dynamic Equity Fund RDR / IE00BDH6RR74 / A2AKGK / UTI Int. (SG)

Investmentstrategie

The Sub-Fund intends to achieve its investment objective by investing on a permanent basis more than 75% of its Net Asset Value in a diversified portfolio of equities and equity related securities of (i) large, mid and small-cap corporations that have their registered office in India and are listed on Recognized Exchanges worldwide, (ii) large, mid and small-cap corporations that exercise a preponderant part of their economic activity in India and are listed on Recognized Exchanges worldwide and/or (iii) large, mid and small-cap corporations whose equity and equity related securities are listed, traded or dealt in on Indian stock exchanges listed in Appendix II of the Prospectus. The investment in securities which are listed on Recognized Exchanges other than BSE and NSE will not exceed 25% of the Net Asset Value of the Sub-Fund. The Sub-Fund may invest in securities which are not constituents of the Benchmark. The Sub-Fund falls within the meaning of Article 8 to the SFDR. The Sub-Fund is considered to be actively managed in reference to the MSCI India Index (the "Benchmark") by virtue of the fact that it uses the Benchmark for performance comparison purposes only.

Fondsspezifische Informationen

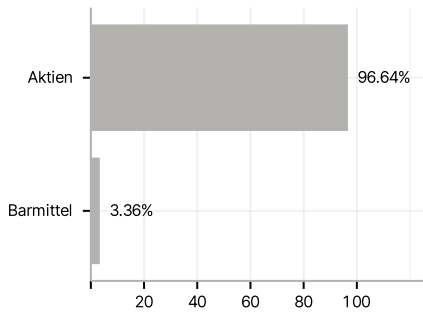
Im Rahmen der Anlagestrategie kann in wesentlichem Umfang in Derivate investiert werden. Die Fondsbestimmungen des UTI India Dynamic Equity Fund RDR wurden durch die FMA bewilligt. Der UTI India Dynamic Equity Fund RDR kann mehr als 35 % des Fondsvermögens in Wertpapiere/Geldmarktinstrumente folgender Emittenten investieren: by any Member State, its local authorities, non- Member States or public international body of which one or more Member States are members. The individual issuers must be listed in the prospectus and may be drawn from the following list: OECD Governments (provided the relevant issues are investment grade), Government of the People's Republic of China, Government of Brazil (provided the issues are of investment grade), Government of India (provided the issues are of investment grade), Government of Singapore, European Investment Bank, European Bank for Reconstruction and Development, International Finance Corporation, International Monetary Fund, Euratom, The Asian Development Bank, European Central Bank, Council of Europe, Eurofima, African Development Bank, International Bank for Reconstruction and Development (The World Bank), The Inter American Development Bank, European Union, Federal National Mortgage Association (Fannie Mae), Federal Home Loan Mortgage Corporation (Freddie Mac), Government National Mortgage Association (Ginnie Mae), Student Loan Marketing Association (Sallie Mae), Federal Home Loan Bank, Federal Farm Credit Bank, Tennessee Valley Authority, Straight-A Funding LLC, Export-Import Bank..

Investmentziel

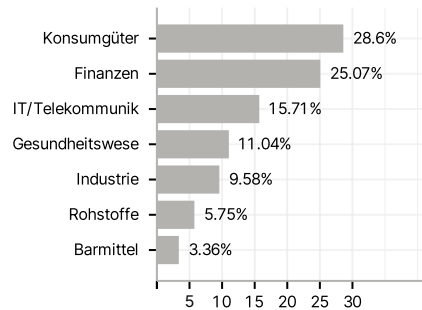
The investment objective of the Sub-Fund is to achieve medium to long-term growth through investment primarily in growth oriented Indian stocks which are listed on the BSE (formerly Bombay Stock Exchange) and the NSE (National Stock Exchange) in India.

Veranlagungsstruktur

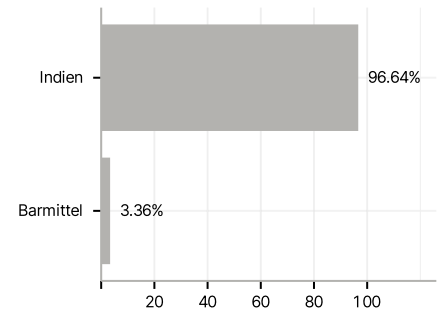
Anlagearten



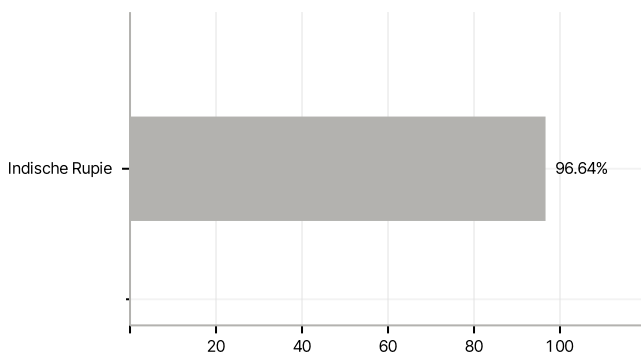
Branchen



Länder



Währungen



Größte Positionen

