Created with RealObjects PDFreactor(R) Web Service Evaluation Version | https://www.pdfreactor.com

easybank

Liontrust GF PAN-European Dynamic Fund A8 Acc EUR / IE000N6PA4Q6 / A401RD / FundRock M. Co. IE

Aktuell 19.11.2026 [1]	Region	Branche	Ausschüttungsart	Typ
13,99 EUR	Europa	enmix	thesaurierend	Aktienfonds

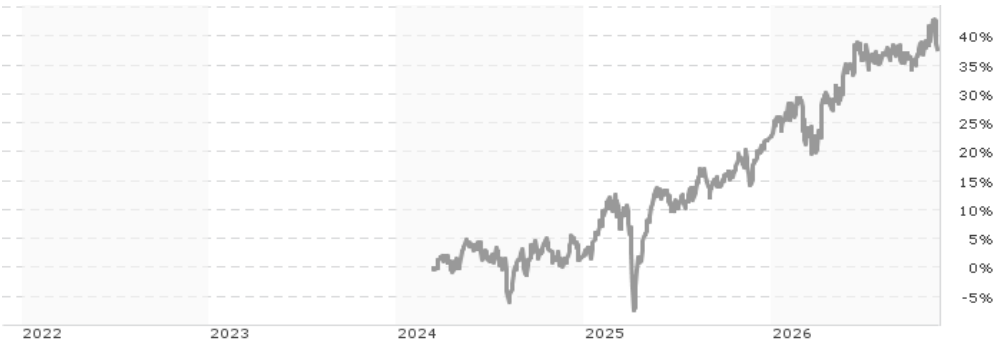

Performanceergebnisse der Vergangenheit lassen keine Rückschlüsse auf die künftige Entwicklung zu.

Risikokennzahlen

SRI 1 2 3 **4** 5 6 7

Jahresperformance

2025	+19,86%

Stammdaten

Fondart	Einzelfond
Kategorie	Aktien
Fondsunterkategorie	Branchenmix
Ursprungsland	Irland
Tranchenvolumen	(19.11.2026) EUR 97,32 Mio.
Gesamt-Fondsvolumen	-
Auflagedatum	27.02.2024
KESt-Meldefonds	Ja
Beginn des Geschäftsjahres	01.01.
Nachhaltigkeitsfondsart	-
Fondsmanager	James Inglis-Jones
	Samantha Gleave
Thema	-

Konditionen

Ausgabeaufschlag	5,00%
Managementgebühr	0,60%
Depotgebühr	-
Tilgungsgebühr	0,00%
Sonstige lfd. Kosten (08.04.2026)	0,72%
Transaktionskosten	0,09%

Sonstige Kennzahlen

Mindestveranlagung	EUR 25.000.000,00
Sparplan	Nein
UCITS / OGAW	Ja
Gewinnbeteiligung	0,00%
Umschichtgebühr	-

Fondsgesellschaft

FundRock M. Co. IE
8/34 Percy Place,Dublin 4, D04 P5K3, Dublin
Irland
www.fundrock.com

Performance

Performance	1M	6M	YTD	1J	2J	3J	5J	seit Beginn
Performance	-0,34%	+5,88%	+12,25%	+20,11%	+37,19%	-	-	+37,87%
Performance p.a.	-	-	-	+20,11%	+17,13%	-	-	+12,68%
Performance p.a. nach max. AGA	-	-	-	+14,39%	+14,31%	-	-	+10,60%
Sharpe Ratio	-0,43	0,77	0,80	1,29	0,98	-	-	0,70
Volatilität	15,56%	11,87%	13,97%	13,37%	14,55%	-	-	14,11%
Schlechtester Monat	-	-1,56%	-6,15%	-6,15%	-6,15%	-6,15%	-	-6,15%
Bester Monat	-	+3,80%	+6,68%	+6,68%	+6,68%	+6,68%	-	+6,68%
Maximaler Verlust	-3,62%	-3,62%	-7,74%	-7,74%	-17,83%	-	-	-17,83%

Vertriebszulassung

Österreich, Deutschland, Schweiz;

1. Wichtiger Hinweis zum Aktualisierungsstand: Das angegebene Datum bezieht sich ausschließlich auf die Berechnung des NAV.

RISIKOHINWEISE: Die Informationen auf dieser Seite dienen ausschließlich zu Informationszwecken und sollten weder als Verkaufsangebot noch als Aufforderung zum Kauf des Wertpapieres oder einer Empfehlung zugunsten des Wertpapieres verstanden werden. Die baha GmbH und die BAWAG P.S.K. Bank für Arbeit und Wirtschaft und Österreichische Postsparkasse Aktiengesellschaft übernehmen trotz sorgfältigster Recherche keinerlei Haftung für die Richtigkeit der angegebenen Daten.
Factsheet erstellt von: www.baha.com am 23.11.2026 13:19

Created with RealObjects PDFreactor(R) Web Service Evaluation Version | https://www.pdfreactor.com



REALOBJECTS

PDFreactor®

Evaluation Version

This PDF document was created by an evaluation version of RealObjects PDFreactor 12.2.1 (17349). The evaluation version is fully functional, but includes this information page. It must not be used for production purposes. The information page and all other evaluation notices must not be removed from the PDF file.

NOTE: Conversions in evaluation mode might be slower and the results might have a larger file size than in production mode.

Buy PDFreactor

To buy a PDFreactor license follow this link:

Buy PDFreactor online

About PDFreactor

RealObjects PDFreactor is a powerful formatting processor for converting HTML and XML documents into PDF. It uses Cascading Style Sheets (CSS) to define page layout and styles. The server-side tool enables a great variety of applications in the fields of ERP, eCommerce and Electronic Publishing.

PDFreactor supports HTML5, CSS3 and JavaScript.

It allows you to dynamically generate PDF documents such as invoices, delivery notes and shipping documents on-the-fly. PDFreactor allows you to easily add server-based PDF generation functionality to your application or service. Since PDFreactor runs on a server, the end-user in general does not need any software other than a PDF viewer.

For more information visit **www.pdfreactor.com**

Created with RealObjects PDFreactor(R) Web Service Evaluation Version | https://www.pdfreactor.com

Liontrust GF PAN-European Dynamic Fund A8 Acc EUR / IE000N6PA4Q6 / A401RD / FundRock M. Co. IE

Investmentstrategie

The Fund will not be restricted in its choice of investment by either size or sector. The Fund is considered to be actively managed in reference to MSCI Europe Index (the "Benchmark") by virtue of the fact that it uses the Benchmark for performance comparison purposes and for certain Performance Fee Share Classes, to calculate performance fees. The Benchmark is not used to define the portfolio composition of the Fund and the Fund may be wholly invested in securities which are not constituents of the Benchmarks. The Fund is not expected to have any exposure to financial derivative instruments in normal circumstances, but the Investment Adviser may on occasion, where it deems it appropriate in seeking to achieve the investment objective of the Fund, use financial derivative instruments listed on a recognised exchange or traded on an organised market or financial derivative instruments traded over-the-counter for investment purposes, efficient portfolio management, and hedging purposes. In addition, the Fund may invest in exchange traded funds and other eligible open-ended collective investment schemes. No more than 10% of the net assets of the Fund will be invested in aggregate in open-ended collective investment schemes. The Fund may invest in closed-ended funds that qualify as transferable securities. Investment in closed-ended funds is not expected to comprise a significant portion of the Fund"s net assets and will not typically exceed 10% of net assets.

Investmentziel

The investment objective of the Fund is to achieve capital growth over the long-term by predominantly investing in a portfolio of European equities. The investment objective of the Fund is to achieve capital growth over the long-term by predominantly investing in a portfolio of European equities. The Investment Adviser will seek to achieve the investment objective of the Fund through investment of at least 80% of the Fund"s Net Asset Value in companies which are incorporated, domiciled, listed or conduct significant business in Europe (the EEA, Switzerland and the UK).

Veranlagungsstruktur

Anlagearten

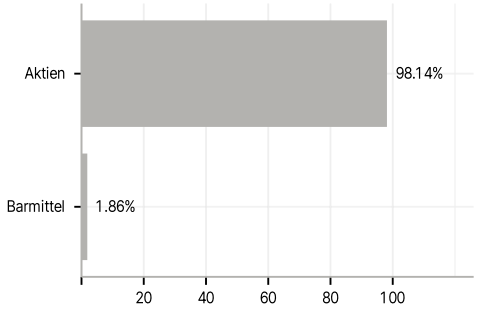

Branchen

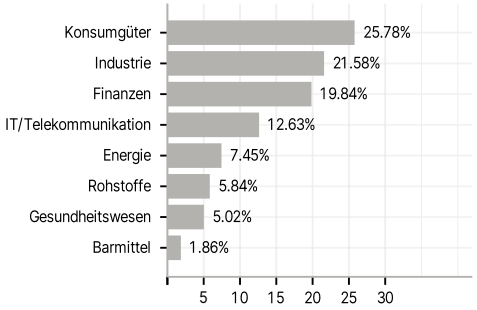

Länder

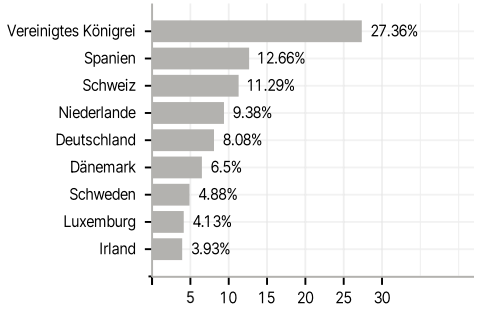

Währungen

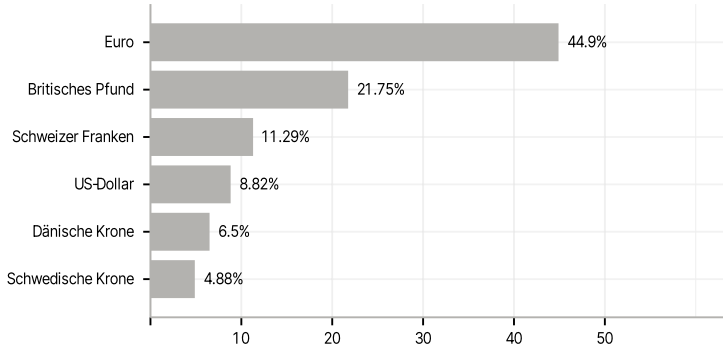

Größte Positionen

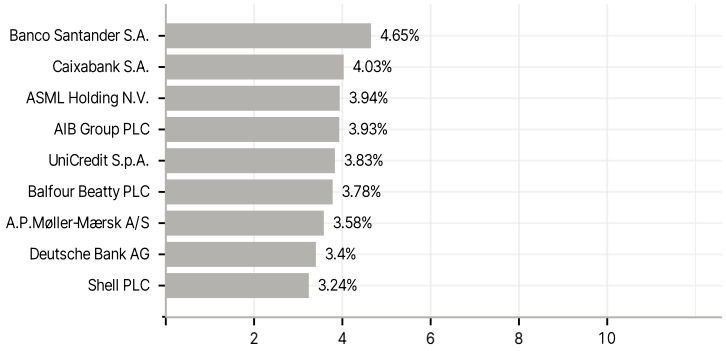

RISIKOHINWEISE: Die Informationen auf dieser Seite dienen ausschließlich zu Informationszwecken und sollten weder als Verkaufsangebot noch als Aufforderung zum Kauf des Wertpapieres oder einer Empfehlung zugunsten des Wertpapieres verstanden werden. Die baha GmbH und die BAWAG P.S.K. Bank für Arbeit und Wirtschaft und Österreichische Postsparkasse Aktiengesellschaft übernehmen trotz sorgfältigster Recherche keinerlei Haftung für die Richtigkeit der angegebenen Daten.
Factsheet erstellt von: www.baha.com am 23.11.2026 13:19

Created with RealObjects PDFreactor(R) Web Service Evaluation Version | https://www.pdfreactor.com