

## HC Snyder US All Cap Equity Fund GBP Founder Accumulating / IE00BMYLVF48 / A3CPK9 / Harrington Cooper

|                                       |               |                |                         |             |
|---------------------------------------|---------------|----------------|-------------------------|-------------|
| <b>Aktuell 23.04.2026<sup>1</sup></b> | <b>Region</b> | <b>Branche</b> | <b>Ausschüttungsart</b> | <b>Typ</b>  |
| 150,18 GBP                            | USA           | enmix          | thesaurierend           | Aktienfonds |



### Risikokennzahlen

|     |   |   |   |   |   |   |   |
|-----|---|---|---|---|---|---|---|
| SRI | 1 | 2 | 3 | 4 | 5 | 6 | 7 |
|-----|---|---|---|---|---|---|---|

### Jahresperformance

|      |         |
|------|---------|
| 2025 | +3,25%  |
| 2024 | +16,26% |
| 2023 | +4,31%  |

Performanceergebnisse der Vergangenheit lassen keine Rückschlüsse auf die künftige Entwicklung zu.

| Stammdaten                 |  | Konditionen                              |       | Sonstige Kennzahlen      |                    |
|----------------------------|--|--|-------|--------------------------|--------------------|
| Fondart                    | Einzelfond   | Ausgabeaufschlag                         | 0,00% | Mindestveranlagung       | EUR 300.000.000,00 |
| Kategorie                  | Aktien   | Managementgebühr                         | 0,35% | Sparplan                 | Nein               |
| Fondsunterkategorie        | Branchenmix  | Depotgebühr                              | -     | UCITS / OGAW             | Ja                 |
| Ursprungsland              | Irland   | Tilgungsgebühr                           | 0,00% | Gewinnbeteiligung        | 0,00%              |
| Tranchenvolumen            | (23.04.2026) USD 531,28 Mio.                         | Sonstige lfd. Kosten (09.05.2025)        | 0,47% | Umschichtgebühr          | 3,00%              |
| Gesamt-Fondsvolumen        | (23.04.2026) USD 1,46 Mrd.                           | Transaktionskosten                       | 0,24% | <b>Fondsgesellschaft</b> |                    |
| Auflagedatum               | 21.05.2021   | Harrington Cooper                        |       |                          |                    |
| KESSt-Meldefonds           | Nein   | 2 Royal Exchange Steps, EC3V 3DG, London |       |                          |                    |
| Beginn des Geschäftsjahres | 01.01.   | Vereinigtes Königreich                   |       |                          |                    |
| Nachhaltigkeitsfondsart    | -  | www.harringtoncooper.com                 |       |                          |                    |
| Fondsmanager               | Charles Swain CFA<br>Gary Rafferty, Scott Molinaroli |  |       |                          |                    |
| Thema                      | -  |  |       |                          |                    |

| Performance                    | 1M     | 6M     | YTD    | 1J      | 2J      | 3J      | 5J | seit Beginn |
|--------------------------------|--------|--------|--------|---------|---------|---------|----|-------------|
| Performance                    | +5,11% | +3,67% | +5,18% | +18,46% | +16,60% | +34,09% | -  | +40,22%     |
| Performance p.a.               | -      | -      | -      | +18,46% | +7,98%  | +10,27% | -  | +9,15%      |
| Performance p.a. nach max. AGA | -      | -      | -      | +18,46% | +7,98%  | +10,27% | -  | +9,12%      |
| Sharpe Ratio                   | 5,31   | 0,37   | 1,01   | 1,17    | 0,37    | 0,55    | -  | 0,44        |
| Volatilität                    | 14,61% | 14,36% | 15,42% | 13,88%  | 15,93%  | 14,77%  | -  | 15,79%      |
| Schlechtester Monat            | -      | -5,34% | -5,34% | -5,34%  | -5,58%  | -5,58%  | -  | -5,58%      |
| Bester Monat                   | -      | +4,55% | +4,55% | +5,10%  | +8,79%  | +8,99%  | -  | +9,91%      |
| Maximaler Verlust              | -2,52% | -9,20% | -9,20% | -9,20%  | -18,97% | -18,97% | -  | -18,97%     |

### Vertriebszulassung

Österreich, Deutschland, Schweiz;

1. Wichtiger Hinweis zum Aktualisierungsstand: Das angegebene Datum bezieht sich ausschließlich auf die Berechnung des NAV.

RISIKOHINWEISE: Die Informationen auf dieser Seite dienen ausschließlich zu Informationszwecken und sollten weder als Verkaufsangebot noch als Aufforderung zum Kauf des Wertpapiers oder einer Empfehlung zugunsten des Wertpapiers verstanden werden. Die baha GmbH und die BAWAG P.S.K. Bank für Arbeit und Wirtschaft und Österreichische Postsparkasse Aktiengesellschaft übernehmen trotz sorgfältigster Recherche keinerlei Haftung für die Richtigkeit der angegebenen Daten.  
Factsheet erstellt von: www.baha.com am 27.04.2026 11:10

## HC Snyder US All Cap Equity Fund GBP Founder Accumulating / IE00BMYLVF48 / A3CPK9 / Harrington Cooper

### Investmentstrategie

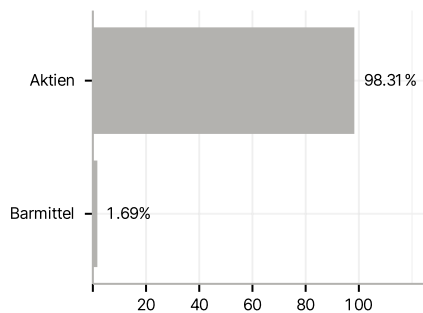
The Fund will invest in equity securities listed on U.S. stock exchanges and issued by companies that, in the Investment Manager's opinion, exhibit a set of high quality characteristics. These characteristics include: (i) unique market leading products or services based on proprietary technology or patents and which cannot easily be copied or replaced by competitors, (ii) being a dominant player in an economic sector which has long lasting and high barriers to entry. The Fund will generally invest in securities of companies listed on U.S. stock exchanges and which have market capitalizations when their securities are first purchased by the Fund of approximately \$200 million and over. The Fund will seek to generate excess returns relative to the Russell 3000® Index. The Investment Manager believes that the Russell 3000® Index is the most appropriate benchmark against which to compare the Fund's performance because it contains such a diversified portfolio of U.S. stocks. However, the Fund will not be managed to replicate the performance of the Russell 3000® Index. The Russell 3000® Index is provided for comparative and information purposes only. No account will be taken of the Russell 3000® Index in the management of the Fund or in the stock selection process and the investment strategy pursued by the Fund will not be constrained in any fashion by the Russell 3000® Index. The Fund is actively managed. This means that the Investment Manager applies a detailed fundamental analysis in order to selectively pick companies in a discretionary manner. The Fund may use currency...

### Investmentziel

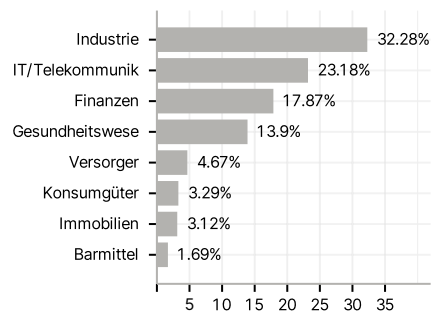
The investment objective of the Fund is long-term growth of capital by targeting companies whose share price can appreciate 35-50% in value over a 3-year time horizon. The Fund will seek to achieve its investment objective by investing in companies that, in the opinion of the Investment Manager, exhibit a set of high quality characteristics.

### Veranlagungsstruktur

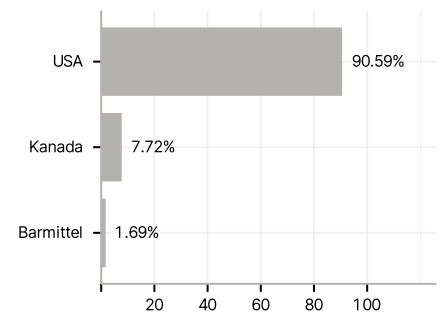
#### Anlagearten



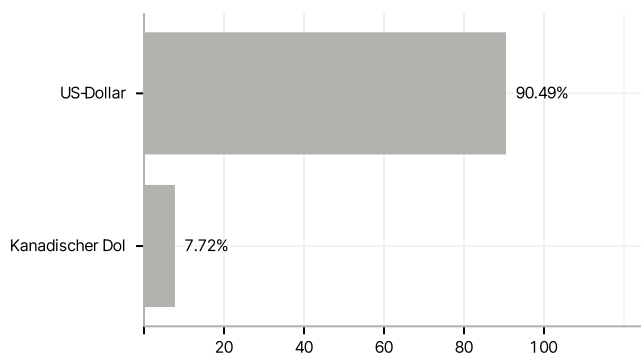
#### Branchen



#### Länder



#### Währungen



#### Größte Positionen

