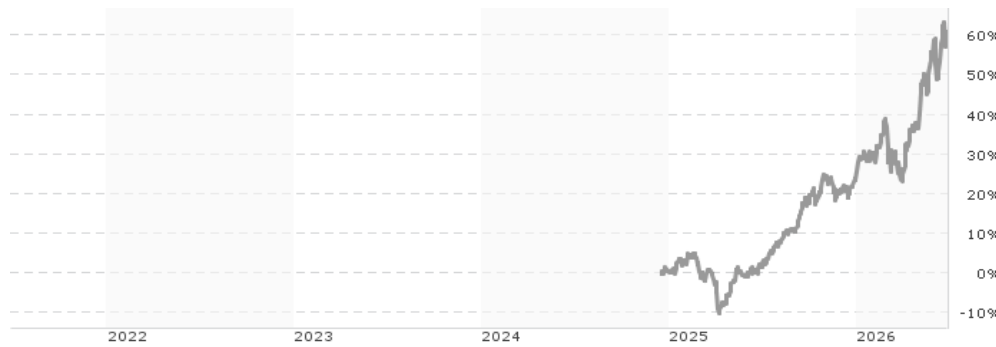


Impax Global Emerging Markets Opportunities Fund Sterling M Accumulation / IE000JDZM2U3 / A40VLC / Impax AM (IE)

| | | | | |
|---------------------------------------|------------------|----------------|-------------------------|-------------|
| Aktuell 25.06.2026¹ | Region | Branche | Ausschüttungsart | Typ |
| 1,61 GBP | Emerging Markets | enmix | thesaurierend | Aktienfonds |



Risikokennzahlen

| | | | | | | | |
|-----|---|---|---|---|---|---|---|
| SRI | 1 | 2 | 3 | 4 | 5 | 6 | 7 |
|-----|---|---|---|---|---|---|---|

Jahresperformance

| | |
|------|---------|
| 2025 | +23,43% |
|------|---------|

Performanceergebnisse der Vergangenheit lassen keine Rückschlüsse auf die künftige Entwicklung zu.

| Stammdaten | | Konditionen | | Sonstige Kennzahlen | |
|----------------------------|----------------------------|----------------------|-------|--------------------------|---|
| Fondart | Einzelfond | Ausgabeaufschlag | 0,00% | Mindestveranlagung | - |
| Kategorie | Aktien | Managementgebühr | - | Sparplan | Nein |
| Fondsunterkategorie | Branchenmix | Depotgebühr | 0,01% | UCITS / OGAW | Ja |
| Ursprungsland | Irland | Tilgungsgebühr | 0,00% | Gewinnbeteiligung | 0,00% |
| Tranchenvolumen | (25.06.2026) GBP 2,50 Mio. | Sonstige lfd. Kosten | - | Umschichtgebühr | - |
| Gesamt-Fondsvolumen | (25.06.2026) GBP 3,31 Mio. | Transaktionskosten | - | Fondsgesellschaft | |
| Auflagedatum | 18.12.2024 | | | | Impax AM (IE) |
| KESSt-Meldefonds | Nein | | | | 6-10 Suffolk Street, D02 NY39, Dublin |
| Beginn des Geschäftsjahres | 01.01. | | | | Irland |
| Nachhaltigkeitsfondsart | - | | | | https://impaxam.com/ |
| Fondsmanager | - | | | | |
| Thema | - | | | | |

| Performance | 1M | 6M | YTD | 1J | 2J | 3J | 5J | seit Beginn |
|--------------------------------|--------|---------|---------|---------|---------|----|----|-------------|
| Performance | +4,75% | +29,92% | +30,13% | +57,48% | - | - | - | +61,10% |
| Performance p.a. | - | - | - | +57,48% | - | - | - | +36,91% |
| Performance p.a. nach max. AGA | - | - | - | +57,48% | - | - | - | +36,68% |
| Sharpe Ratio | 2,48 | 3,10 | 3,11 | 3,13 | - | - | - | 2,10 |
| Volatilität | 29,70% | 22,32% | 22,61% | 17,61% | - | - | - | 16,52% |
| Schlechtester Monat | - | -11,04% | -11,04% | -11,04% | -11,04% | - | - | -11,04% |
| Bester Monat | - | +13,44% | +13,44% | +13,44% | +13,44% | - | - | +13,44% |
| Maximaler Verlust | -6,58% | -11,36% | -11,36% | -11,36% | - | - | - | -14,64% |

Vertriebszulassung

Österreich, Deutschland, Schweiz;

1. Wichtiger Hinweis zum Aktualisierungsstand: Das angegebene Datum bezieht sich ausschließlich auf die Berechnung des NAV.

RISIKOHINWEISE: Die Informationen auf dieser Seite dienen ausschließlich zu Informationszwecken und sollten weder als Verkaufsangebot noch als Aufforderung zum Kauf des Wertpapiere oder einer Empfehlung zugunsten des Wertpapiere verstanden werden. Die baha GmbH und die BAWAG P.S.K. Bank für Arbeit und Wirtschaft und Österreichische Postsparkasse Aktiengesellschaft übernehmen trotz sorgfältigster Recherche keinerlei Haftung für die Richtigkeit der angegebenen Daten.
Factsheet erstellt von: www.baha.com am 27.06.2026 17:31

Impax Global Emerging Markets Opportunities Fund Sterling M Accumulation / IE000JDZM2U3 / A40VLC / Impax AM (IE)

Investmentstrategie

At least 80% of the Net Asset Value ("NAV") will be invested in emerging market companies. These investments will be made on a 'long-only' basis and will be predominantly in equity securities. Some of the Fund's investments may be issued with warrants, which give the Fund the right, but not the obligation, to buy the underlying shares at a particular price. The Fund may invest up to 10% in warrants. The Fund may invest up to 10% in convertible bonds. A convertible bond is a hybrid security comprising both debt and equity features. The holders of a convertible bond receive regular payments and have the option to convert the convertible bond into shares of common stock of the issuer, at a predetermined price. The Fund may also invest, on a "long only" basis in shares of other companies (including real estate investment trusts ("REITs")). Up to 10% of the NAV of the Fund may be invested in REITs. The Fund may also, subject to the investment restrictions set out in the prospectus and the Fund's supplement, invest in cash, cash equivalents and exchange traded or money market funds for treasury or liquidity purposes.

Fondsspezifische Informationen

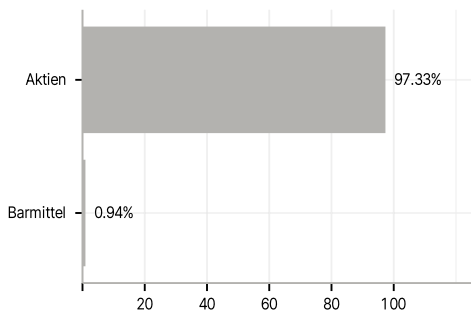
Im Rahmen der Anlagestrategie kann in wesentlichem Umfang in Derivate investiert werden. Die Fondsbestimmungen des Impax Global Emerging Markets Opportunities Fund Sterling M Accumulation wurden durch die FMA bewilligt. Der Impax Global Emerging Markets Opportunities Fund Sterling M Accumulation kann mehr als 35 % des Fondsvermögens in Wertpapiere/Geldmarktinstrumente folgender Emittenten investieren: OECD Governments (provided the relevant issues are investment grade), Government of the People's Republic of China, Government of Singapore, Government of India (provided issuers are of investment grade), Government of Brazil (provided the issuers are of investment grade), European Investment Bank, European Bank for Reconstruction and Development, International Finance Corporation, International Monetary Fund, Euratom, The Asian Development Bank, European Central Bank, Council of Europe, Eurofima, African Development Bank, International Bank for Reconstruction and Development (The World Bank), The Inter American Development Bank, European Union, Federal National Mortgage Association (Fannie Mae), Federal Home Loan Mortgage Corporation (Freddie Mac), Government National Mortgage Association (Ginnie Mae), Student Loan Marketing Association (Sallie Mae), Federal Home Loan Bank, Federal Farm Credit Bank, Tennessee Valley Authority, and Straight-A Funding LLC..

Investmentziel

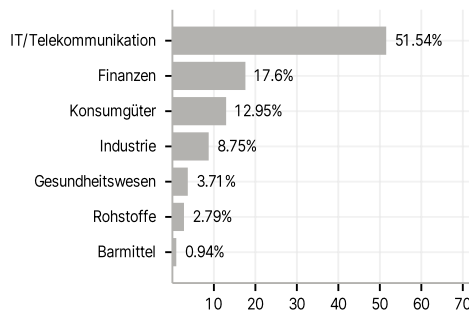
The investment objective of the Fund is to generate long-term capital growth through an actively-managed portfolio of equities from issuers across emerging market countries. The Fund is actively managed and is not managed in reference to a benchmark.

Veranlagungsstruktur

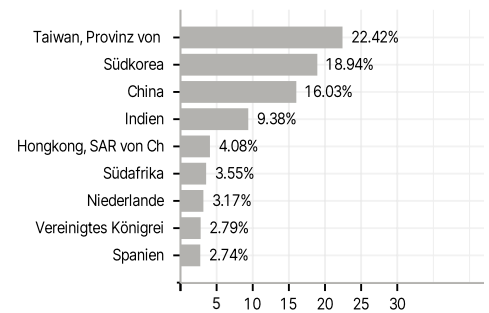
Anlagearten



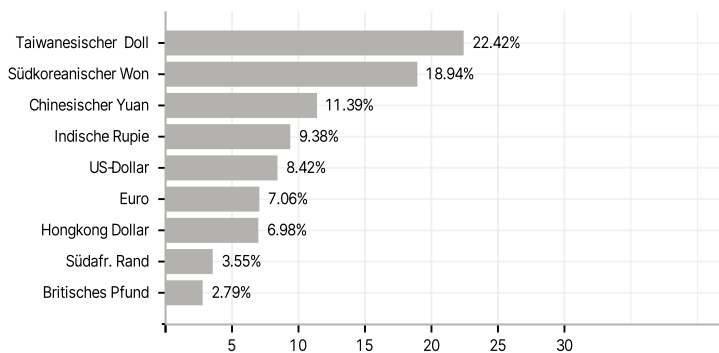
Branchen



Länder



Währungen



Größte Positionen

