

Cullen Funds North American High Dividend Value Equity Fund Sterling Hedged Accumulating Institutional Share Class I2 / IE...

Aktuell 09.06.2026¹	Region	Branche	Ausschüttungsart	Typ
27,44 GBP	USA	enmix	thesaurierend	Aktienfonds



Risikokennzahlen

SRI	1	2	3	4	5	6	7
-----	---	---	---	---	---	---	---

Jahresperformance

2025	+15,66%
2024	+8,09%
2023	+2,22%
2022	-6,02%
2021	+25,09%

Performanceergebnisse der Vergangenheit lassen keine Rückschlüsse auf die künftige Entwicklung zu.

Stammdaten		Konditionen		Sonstige Kennzahlen	
Fondart	Einzelfond	Ausgabeaufschlag	5,00%	Mindestveranlagung	EUR 1.000.000,00
Kategorie	Aktien	Managementgebühr	0,75%	Sparplan	Nein
Fondsunterkategorie	Branchenmix	Depotgebühr	-	UCITS / OGAW	Ja
Ursprungsland	Irland	Tilgungsgebühr	0,00%	Gewinnbeteiligung	0,00%
Tranchenvolumen	(09.06.2026) USD 39929,040	Sonstige lfd. Kosten	(21.11.2025) 1,00%	Umschichtgebühr	-
Gesamt-Fondsvolumen	(09.06.2026) USD 366,29 Mio.	Transaktionskosten	0,00%	Fondsgesellschaft	
Auflegedatum	09.11.2012			Carne Gl. Fd. M.(IE)	
KESSt-Meldefonds	Nein				
Beginn des Geschäftsjahres	01.07.				Irland
Nachhaltigkeitsfondsart	-				https://www.carnegroup.com
Fondsmanager	Jim Cullen & Jennifer Chang				
Thema	Dividende				

Performance	1M	6M	YTD	1J	2J	3J	5J	seit Beginn
Performance	+1,67%	+10,29%	+8,33%	+19,83%	+29,07%	+41,44%	+37,27%	+62,75%
Performance p.a.	-	-	-	+19,83%	+13,63%	+12,24%	+6,54%	+9,36%
Performance p.a. nach max. AGA	-	-	-	+14,12%	+10,87%	+10,44%	+5,51%	+8,37%
Sharpe Ratio	2,68	2,04	1,82	1,91	0,95	0,87	0,32	0,54
Volatilität	7,76%	9,48%	9,71%	9,14%	11,88%	11,43%	12,98%	13,03%
Schlechtester Monat	-	-3,86%	-3,86%	-3,86%	-5,11%	-5,11%	-8,79%	-8,79%
Bester Monat	-	+4,09%	+4,09%	+4,51%	+4,96%	+6,55%	+11,23%	+11,23%
Maximaler Verlust	-1,09%	-6,59%	-6,59%	-6,59%	-13,37%	-13,37%	-19,28%	-19,28%

Vertriebszulassung

Österreich, Deutschland, Schweiz;

1. Wichtiger Hinweis zum Aktualisierungsstand: Das angegebene Datum bezieht sich ausschließlich auf die Berechnung des NAV.

RISIKOHINWEISE: Die Informationen auf dieser Seite dienen ausschließlich zu Informationszwecken und sollten weder als Verkaufsangebot noch als Aufforderung zum Kauf des Wertpapiers oder einer Empfehlung zugunsten des Wertpapiers verstanden werden. Die baha GmbH und die BAWAG P.S.K. Bank für Arbeit und Wirtschaft und Österreichische Postsparkasse Aktiengesellschaft übernehmen trotz sorgfältigster Recherche keinerlei Haftung für die Richtigkeit der angegebenen Daten.
Factsheet erstellt von: www.baha.com am 10.06.2026 19:05

Cullen Funds North American High Dividend Value Equity Fund Sterling Hedged Accumulating Institutional Share Class I2 / IE...

Investmentstrategie

In selecting which of such Companies' shares to purchase, the product will generally use the following criteria: (i) the total value of the Company's listed shares exceeds US\$3 billion, (ii) relative to share price, dividend yield on the Company's shares is greater than the average dividend yield on shares comprising the S&P 500 Index (which is an index of 500 shares intended to be a representative sample of leading companies in leading industries within the U.S. economy), (iii) the Company's price/earnings ratio is below the average price/earnings ratio on shares comprising the S&P 500 Index (a price/earnings ratio is a valuation ratio of a company's current share price compared to its per-share earnings and essentially shows how much one needs to pay per dollar of earnings - if a company were trading at a price/earnings ratio of 20, the interpretation is that an investor is willing to pay \$20 for \$1 of current earnings), and (iv) based on the Company's historical dividend growth and overall well-being, there is strong potential for higher dividends (i.e. an increase in the actual dollar amount of the dividend irrespective of the dividend yield). In selecting which of such Companies' shares to purchase, the product will generally use the following criteria: (i) the total value of the Company's listed shares exceeds US\$3 billion, (ii) relative to share price, dividend yield on the Company's shares is greater than the average dividend yield on shares comprising the S&P 500 Index (which is an index of 500 shares intended to be a representative sample of leading companies in...

Fondsspezifische Informationen

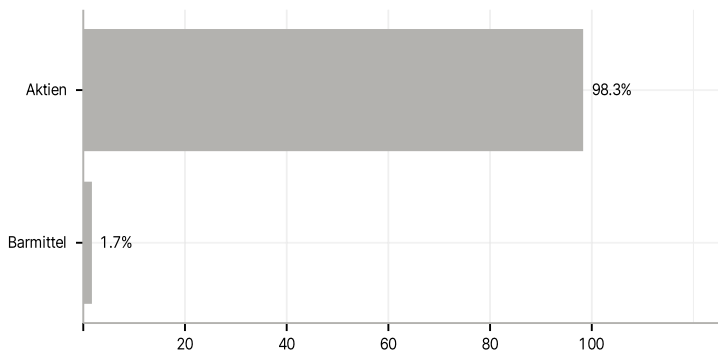
Im Rahmen der Anlagestrategie kann in wesentlichem Umfang in Derivate investiert werden. Die Fondsbestimmungen des Cullen Funds North American High Dividend Value Equity Fund Sterling Hedged Accumulating Institutional Share Class I2 wurden durch die FMA bewilligt. Der Cullen Funds North American High Dividend Value Equity Fund Sterling Hedged Accumulating Institutional Share Class I2 kann mehr als 35 % des Fondsvermögens in Wertpapiere/ Geldmarktinstrumente folgender Emittenten investieren: EU Member State, EU Member States, Australia, Canada, Japan, New Zealand, Norway, Switzerland, United States of America, Euratom, European Investment Bank, European Bank for Reconstruction and Development, International Finance Corporation, International Monetary Fund, The Asian Development Bank, International Bank for Reconstruction and Development (The World Bank), The Inter American Development Bank..

Investmentziel

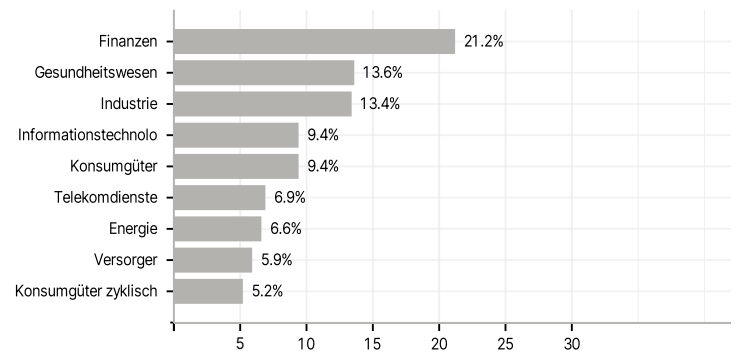
This product aims for long term growth in, as well as returning income on, the value of your investment. Primarily, the product will purchase dividend paying shares of companies diversified across 15-25 industries and which are both incorporated in the U.S. and listed on stock exchanges there (the "Companies" and each a "Company").

Veranlagungsstruktur

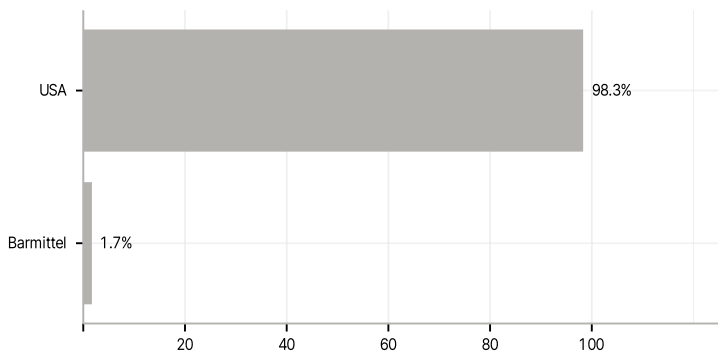
Anlagearten



Branchen



Länder



Größte Positionen

