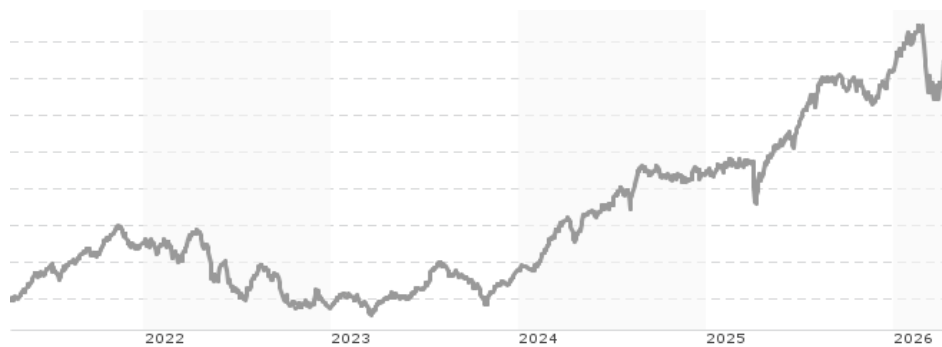


Ashmore SICAV Emerging Markets Frontier Equity Fund - Z2 (ACC) USD / LU1078685424 / A2DLLN / Ashmore IM (IE)

Aktuell 14.04.2026 ¹	Region	Branche	Ausschüttungsart	Typ
192,09 USD	Emerging Markets	enmix	thesaurierend	Aktienfonds



Risikokennzahlen

SRI	1	2	3	4	5	6	7
-----	---	---	---	---	---	---	---

Jahresperformance

2025	+21,10%
2024	+24,28%
2023	+10,51%
2022	-15,38%
2021	+24,70%

Performanceergebnisse der Vergangenheit lassen keine Rückschlüsse auf die künftige Entwicklung zu.

Stammdaten		Konditionen		Sonstige Kennzahlen	
Fondart	Einzelfond	Ausgabeaufschlag	0,00%	Mindestveranlagung	EUR 200.000.000,00
Kategorie	Aktien	Managementgebühr	1,00%	Sparplan	Nein
Fondsunterkategorie	Branchenmix	Depotgebühr	0,01%	UCITS / OGAW	Ja
Ursprungsland	Luxemburg	Tilgungsgebühr	0,00%	Gewinnbeteiligung	0,00%
Tranchenvolumen	(14.04.2026) USD 26,98 Mio.	Sonstige lfd. Kosten (29.01.2025)	1,85%	Umschichtgebühr	1,00%
Gesamt-Fondsvolumen	(14.04.2026) USD 107,29 Mio.	Transaktionskosten	0,94%	Fondsgesellschaft	
Auflegedatum	23.03.2017	Ashmore IM (IE)			
KES- Meldefonds	Nein	32 Molesworth Street, D02 Y512, Dublin			
Beginn des Geschäftsjahres	01.01.	Irland			
Nachhaltigkeitsfondsart	-	www.ashmoregroup.com			
Fondsmanager	Ashmore Investment Management Limited				
Thema	-				

Performance	1M	6M	YTD	1J	2J	3J	5J	seit Beginn
Performance	+6,14%	+3,89%	+2,69%	+24,69%	+41,07%	+66,33%	+68,16%	+91,31%
Performance p.a.	-	-	-	+24,69%	+18,80%	+18,46%	+10,95%	+7,42%
Performance p.a. nach max. AGA	-	-	-	+24,69%	+18,77%	+18,48%	+10,95%	+7,42%
Sharpe Ratio	5,22	0,41	0,45	1,93	1,53	1,66	0,89	0,48
Volatilität	20,98%	13,91%	16,84%	11,68%	10,88%	9,81%	9,83%	10,93%
Schlechtester Monat	-	-8,84%	-8,84%	-8,84%	-8,84%	-8,84%	-8,84%	-22,58%
Bester Monat	-	+5,81%	+5,81%	+5,81%	+5,81%	+6,84%	+6,84%	+8,15%
Maximaler Verlust	-2,74%	-11,58%	-11,58%	-11,58%	-11,58%	-11,58%	-20,48%	-41,38%

Vertriebszulassung

Österreich, Deutschland, Schweiz;

1. Wichtiger Hinweis zum Aktualisierungsstand: Das angegebene Datum bezieht sich ausschließlich auf die Berechnung des NAV.

Ashmore SICAV Emerging Markets Frontier Equity Fund - Z2 (ACC) USD / LU1078685424 / A2DLLN / Ashmore IM (IE)

Investmentstrategie

The Sub-Fund aims to be mainly invested in equities and equity related instruments issued by corporate and quasi-sovereign entities located in Frontier Emerging Markets. The Sub-Fund will also seek to access the returns available from securities of other investment companies designed to permit investments in a portfolio of equity securities listed in a particular frontier market country or region, including exchange-traded funds. The Sub-Fund may also seek access to returns from related synthetic products of all types and denominated in any currency whose returns vary on the basis of the issuer's profitability. Frontier Emerging Market means any country included in the MSCI Frontier Markets Index and any other country which the investment manager determines from time to time. Corporate entities must be domiciled in or derive at least 50% of their revenue or profits from goods produced or sold, investments made or services performed in one or more Frontier Emerging Markets or that have at least 50% of their assets in one or more Frontier Emerging Markets. Equities and equity-related instruments issued by corporate entities that are corporate entities outside of Frontier Emerging Markets may not exceed 20% of the Sub-Fund's net assets.

Fondsspezifische Informationen

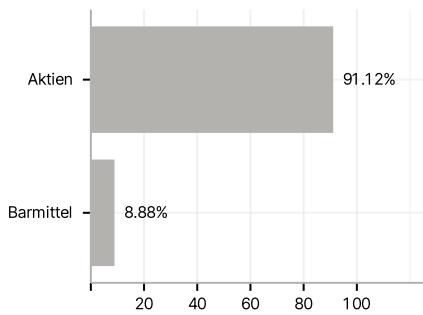
Im Rahmen der Anlagestrategie kann in wesentlichem Umfang in Derivate investiert werden. Die Fondsbestimmungen des Ashmore SICAV Emerging Markets Frontier Equity Fund - Z2 (ACC) USD wurden durch die FMA bewilligt. Der Ashmore SICAV Emerging Markets Frontier Equity Fund - Z2 (ACC) USD kann mehr als 35 % des Fondsvermögens in Wertpapiere/Geldmarktinstrumente folgender Emittenten investieren: by a Member State, by its local authorities, or by a non-Member State accepted by the CSSF (being at the date of this Prospectus OECD member states, Singapore or any member state of the G20), or by a public international body of which one or more Member State(s) are member(s),.

Investmentziel

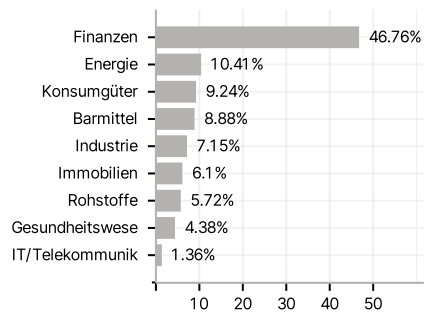
The Sub-Fund's objective is to seek capital appreciation by investing in a range of transferable securities and/or other liquid financial assets.

Veranlagungsstruktur

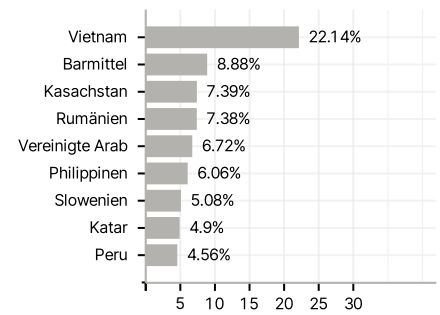
Anlagearten



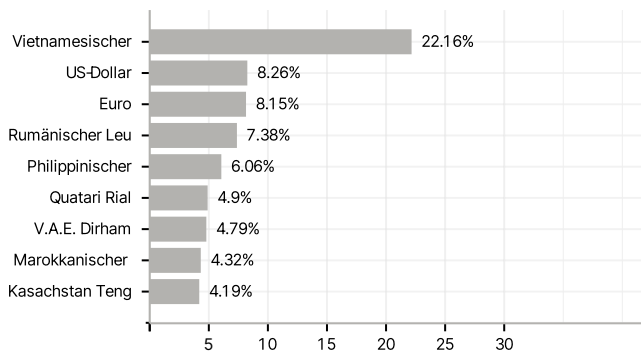
Branchen



Länder



Währungen



Größte Positionen

