

Guinness Global Quality Mid Cap Fund C EUR Acc / IE00BNOW2V16 / A3C8R8 / Waystone M.Co.(IE)

| | | | | |
|---------------------------------------|---------------|----------------|-------------------------|-------------|
| Aktuell 01.04.2026¹ | Region | Branche | Ausschüttungsart | Typ |
| 13,37 EUR | weltweit | enmix | thesaurierend | Aktienfonds |



| | |
|--------------------------|---------------|
| Risikokennzahlen | |
| SRI | 1 2 3 4 5 6 7 |
| Jahresperformance | |
| 2025 | -5,72% |
| 2024 | +9,60% |
| 2023 | +11,20% |
| 2022 | -21,64% |
| 2021 | +34,90% |

Performanceergebnisse der Vergangenheit lassen keine Rückschlüsse auf die künftige Entwicklung zu.

| | | | | | |
|----------------------------|-------------------------------|---|-------|----------------------------|----------|
| Stammdaten | | Konditionen | | Sonstige Kennzahlen | |
| Fondart | Einzelfond | Ausgabeaufschlag | 5,00% | Mindestveranlagung | EUR 0,00 |
| Kategorie | Aktien | Managementgebühr | 1,77% | Sparplan | Nein |
| Fondsunterkategorie | Branchenmix | Depotgebühr | - | UCITS / OGAW | Ja |
| Ursprungsland | Irland | Tilgungsgebühr | 0,00% | Gewinnbeteiligung | 0,00% |
| Tranchenvolumen | (01.04.2026) EUR 642336,130 | Sonstige lfd. Kosten (02.07.2025) | 1,99% | Umschichtgebühr | 5,00% |
| Gesamt-Fondsvolumen | (01.04.2026) EUR 10,86 Mio. | Transaktionskosten | 0,03% | Fondsgesellschaft | |
| Auflegedatum | 15.12.2020 | Waystone M.Co.(IE) | | | |
| KESSt-Meldefonds | Nein | 35 Shelbourne Road, Ballsbridge, D04 A4E0, Dublin | | | |
| Beginn des Geschäftsjahres | 01.01. | Irland | | | |
| Nachhaltigkeitsfondsart | - | https://www.waystone.com/ | | | |
| Fondsmanager | Joseph Stephens, Sagar Thanki | | | | |
| Thema | - | | | | |

| | | | | | | | | |
|--------------------------------|-----------|-----------|------------|-----------|-----------|-----------|-----------|--------------------|
| Performance | 1M | 6M | YTD | 1J | 2J | 3J | 5J | seit Beginn |
| Performance | -5,12% | +7,97% | +8,18% | +19,19% | +4,11% | +15,92% | +20,16% | +33,71% |
| Performance p.a. | - | - | - | +19,19% | +2,04% | +5,05% | +3,74% | +5,64% |
| Performance p.a. nach max. AGA | - | - | - | +13,52% | -0,43% | +3,35% | +2,73% | +4,66% |
| Sharpe Ratio | -2,54 | 0,86 | 1,93 | 0,89 | -0,00 | 0,18 | 0,10 | 0,20 |
| Volatilität | 19,39% | 16,90% | 18,11% | 19,30% | 17,94% | 16,55% | 17,50% | 17,49% |
| Schlechtester Monat | - | -5,99% | -5,99% | -5,99% | -10,81% | -10,81% | -10,81% | -10,81% |
| Bester Monat | - | +7,62% | +7,62% | +7,62% | +7,62% | +7,85% | +16,25% | +16,25% |
| Maximaler Verlust | -8,51% | -8,63% | -8,63% | -12,91% | -29,32% | -29,32% | -29,39% | -29,39% |

Vertriebszulassung

Österreich, Deutschland;

1. Wichtiger Hinweis zum Aktualisierungsstand: Das angegebene Datum bezieht sich ausschließlich auf die Berechnung des NAV.

RISIKOHINWEISE: Die Informationen auf dieser Seite dienen ausschließlich zu Informationszwecken und sollten weder als Verkaufsangebot noch als Aufforderung zum Kauf des Wertpapiers oder einer Empfehlung zugunsten des Wertpapiers verstanden werden. Die baha GmbH und die BAWAG P.S.K. Bank für Arbeit und Wirtschaft und Österreichische Postsparkasse Aktiengesellschaft übernehmen trotz sorgfältigster Recherche keinerlei Haftung für die Richtigkeit der angegebenen Daten.
Factsheet erstellt von: www.baha.com am 05.04.2026 00:05

Guinness Global Quality Mid Cap Fund C EUR Acc / IE00BNOW2V16 / A3C8R8 / Waystone M.Co.(IE)

Investmentstrategie

The Fund may invest in equity and equity related securities which may include common stocks, preferred stocks, securities convertible into common stocks, rights and warrants, which are listed or traded on a Recognised Exchange. The Fund may be invested in excess of 20% of the Net Asset Value of the Fund in emerging markets. No more than 5% of the Net Asset Value of the Fund will be invested in warrants. Under normal market conditions the Fund intends to invest in at least 20 stocks. Mid-cap companies are defined as companies having market capitalisations between the smallest and largest market capitalisations of companies included in the MSCI World Mid Cap Index. The Fund intends that the companies whose equity securities are held by the Fund will meet this definition when initially purchased by the Fund. The Fund may also invest in smaller and larger capitalisation companies listed on global stock exchanges. The Fund is considered to be actively managed in reference to the MSCI World Mid Cap Index (the "Benchmark") by virtue of the fact that it uses the Benchmark solely for performance comparison purposes.

Fondsspezifische Informationen

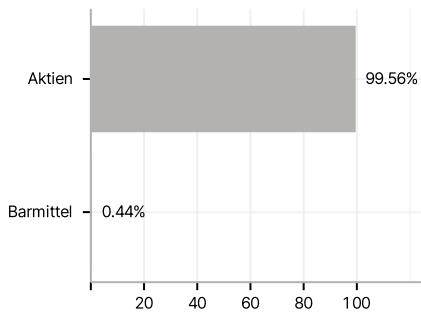
Die Fondsbestimmungen des Guinness Global Quality Mid Cap Fund C EUR Acc wurden durch die FMA bewilligt. Der Guinness Global Quality Mid Cap Fund C EUR Acc kann mehr als 35 % des Fondsvermögens in Wertpapiere/Geldmarktinstrumente folgender Emittenten investieren: OECD Governments (provided the relevant issues are investment grade), Government of the People's Republic of China, Government of Brazil (provided the issues are of investment grade), Government of India (provided the issues are of investment grade), Government of Singapore, European Investment Bank, European Bank for Reconstruction and Development, International Finance Corporation, International Monetary Fund, Euratom, The Asian Development Bank, European Central Bank, Council of Europe, Eurofima, African Development Bank, International Bank for Reconstruction and Development (The World Bank), The Inter-American Development Bank, European Union, Federal National Mortgage Association (Fannie Mae), Federal Home Loan Mortgage Corporation (Freddie Mac), Government National Mortgage Association (Ginnie Mae), Student Loan Marketing Association (Sallie Mae), Federal Home Loan Bank, Federal Farm Credit Bank, Tennessee Valley Authority, Straight-A Funding LLC..

Investmentziel

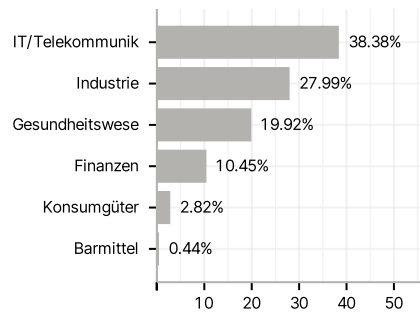
The Fund invests the majority of its net assets in mid-cap global equities that the Investment Manager deems to be consistently profitable and to meet sustainability criteria.

Veranlagungsstruktur

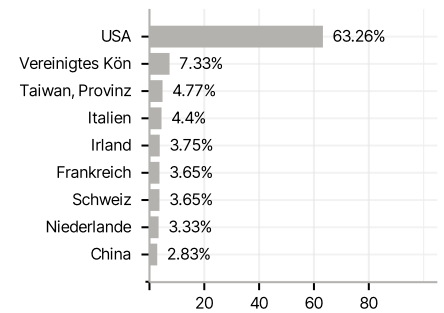
Anlagearten



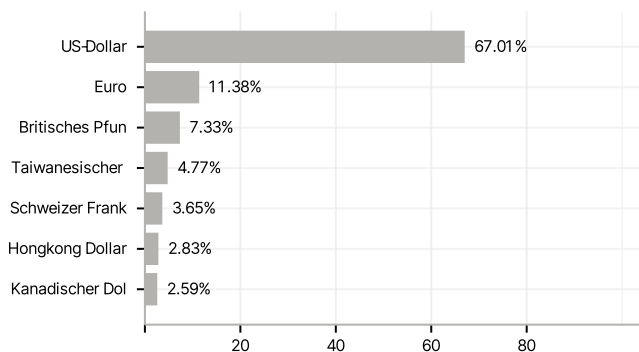
Branchen



Länder



Währungen



Größte Positionen

