

# DPAM L Bonds Government Sustainable - M (LU2098853794)

KAG: Degroof Petercam AS

ISIN: LU2098853794

Rücknahmepreis: 80,73 EUR

Stand: 21.05.2025

Auflagedatum	27.02.20
Ausgabeaufschlag	2,00%
Konditionsdetails auf <a href="http://www.easybank.at">www.easybank.at</a>	
Fondsvolumen	1,318.97 Mio.
Ertragstyp	ausschüttend
Letzte Ausschüttung	keine
Anlageregion	weltweit
Fondstyp	Anleihen Staaten
Fondsmanager	Sam Vereecke, André Figueira...



<b>Kapitalanlagegesellschaft</b>	
Degroof Petercam AS	
12 Rue Eugène Ruppert	
2453 Luxembourg	
Luxemburg	
<a href="http://www.degroofpetercam.com">www.degroofpetercam.com</a>	

<b>Wertentwicklung*</b>		<b>1J</b>	<b>3J p.a.</b>	<b>5J p.a.</b>
Performance	vor AGA	+1,15%	-	-
Performance	nach max. AGA	-0,84%	-	-

<b>Kennzahlen*</b>		<b>1J</b>	<b>3J</b>	<b>5J</b>
Sharpe Ratio		-0,20	-	-
Volatilität		+4,58%	-	-

\* Performanceergebnisse der Vergangenheit lassen keine Rückschlüsse auf die künftige Entwicklung zu.

## Fondsstrategie

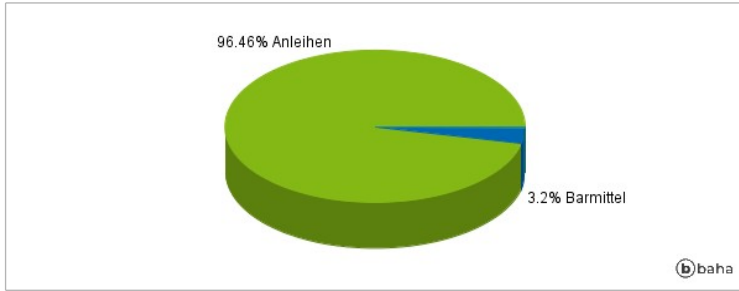
To increase the value of your investment over the medium to long term, while pursuing a sustainable objective. Under normal market conditions, the sub-fund invests mainly in government bonds, including high yield bonds, denominated in any currency and issued in any OECD member state. The sub-fund may use derivatives to hedge against market fluctuations and to reduce its costs, and also to generate additional income.

## Kommentar:

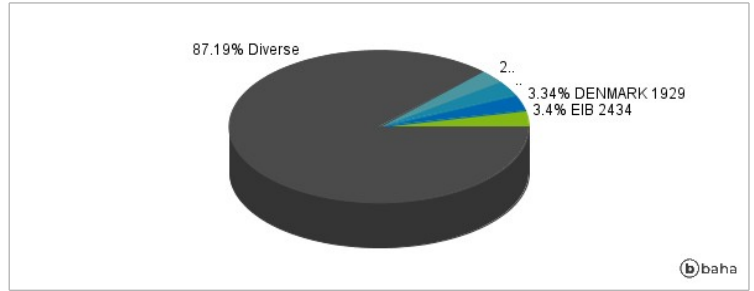
## Fondsspezifische Information

Die Fondsbestimmungen des DPAM L Bonds Government Sustainable - M wurden durch die FMA bewilligt. Der DPAM L Bonds Government Sustainable - M kann mehr als 35 % des Fondsvermögens in Wertpapiere/Geldmarktinstrumente folgender Emittenten investieren: by a European Union Member State, its regional authorities, by a Member State of the Organisation for Economic Cooperation and Development, by public international bodies of which one or more European Union Member States are members or by a non-Member State of the European Union approved by the CSSF, including Singapore, Brazil, Russia and Indonesia.

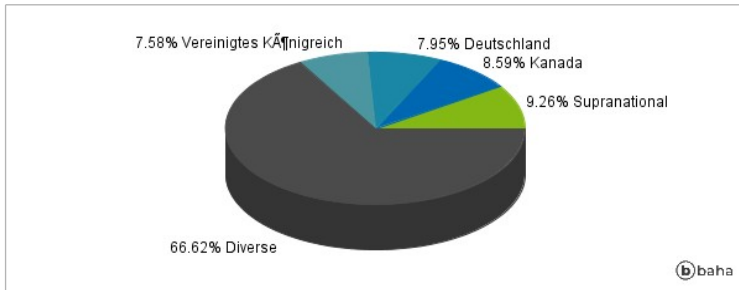
### Anlagearten



### Größte Positionen



### Länderverteilung



### Branchenverteilung



Historische Daten: 05/2025

Erstellt: 23.05.2025 08:21