

Fisher Investments Institutional US Small Cap Core Equity Selection Fund U Class Shares / IE00BGPC1F42 / A2QAQQ / Carne...

|                                       |               |                |                         |             |
|---------------------------------------|---------------|----------------|-------------------------|-------------|
| <b>Aktuell 20.05.2026<sup>1</sup></b> | <b>Region</b> | <b>Branche</b> | <b>Ausschüttungsart</b> | <b>Typ</b>  |
| 185,00 USD                            | USA           | enmix          | thesaurierend           | Aktienfonds |



**Risikokennzahlen**

|     |   |   |   |   |          |   |   |
|-----|---|---|---|---|----------|---|---|
| SRI | 1 | 2 | 3 | 4 | <b>5</b> | 6 | 7 |
|-----|---|---|---|---|----------|---|---|

**Jahresperformance**

|      |        |
|------|--------|
| 2025 | +6,93% |
| 2024 | +2,01% |

Performanceergebnisse der Vergangenheit lassen keine Rückschlüsse auf die künftige Entwicklung zu.

| Stammdaten                 |                             | Konditionen                       |       | Sonstige Kennzahlen      |   |
|----------------------------|-----------------------------|-----------------------------------|-------|--------------------------|---|
| Fondart                    | Einzelfond                  | Ausgabeaufschlag                  | 0,00% | Mindestveranlagung       | EUR 5.000.000,00  |
| Kategorie                  | Aktien                      | Managementgebühr                  | 0,85% | Sparplan                 | Nein  |
| Fondsunterkategorie        | Branchenmix                 | Depotgebühr                       | -     | UCITS / OGAW             | Ja  |
| Ursprungsland              | Irland                      | Tilgungsgebühr                    | 0,00% | Gewinnbeteiligung        | 0,00%   |
| Tranchenvolumen            | (20.05.2026) USD 289135,330 | Sonstige lfd. Kosten (18.06.2025) | 1,00% | Umschichtgebühr          | 0,00%   |
| Gesamt-Fondsvolumen        | (20.05.2026) USD 29,03 Mio. | Transaktionskosten                | 0,40% | <b>Fondsgesellschaft</b> |   |
| Auflegedatum               | 24.04.2019                  |                                   |       | Carne Gl. Fd. M.(IE)     |   |
| KESSt-Meldefonds           | Ja                          |                                   |       |                          |   |
| Beginn des Geschäftsjahres | 01.10.                      |                                   |       |                          | Irland  |
| Nachhaltigkeitsfondsart    | -                           |                                   |       |                          | <a href="https://www.carnegroup.com">https://www.carnegroup.com</a> |
| Fondsmanager               | -                           |                                   |       |                          |   |
| Thema                      | -                           |                                   |       |                          |   |

| Performance                    | 1M     | 6M      | YTD     | 1J      | 2J      | 3J      | 5J | seit Beginn |
|--------------------------------|--------|---------|---------|---------|---------|---------|----|-------------|
| Performance                    | -0,74% | +29,70% | +16,93% | +40,35% | +23,43% | -       | -  | +46,33%     |
| Performance p.a.               | -      | -       | -       | +40,35% | +11,10% | -       | -  | +15,50%     |
| Performance p.a. nach max. AGA | -      | -       | -       | +40,35% | +11,10% | -       | -  | +15,47%     |
| Sharpe Ratio                   | -0,58  | 3,15    | 2,23    | 1,86    | 0,38    | -       | -  | 0,58        |
| Volatilität                    | 18,69% | 21,16%  | 21,62%  | 20,56%  | 23,54%  | -       | -  | 22,88%      |
| Schlechtester Monat            | -      | -3,82%  | -3,82%  | -3,82%  | -9,58%  | -9,58%  | -  | -9,58%      |
| Bester Monat                   | -      | +11,29% | +11,29% | +11,29% | +11,51% | +13,38% | -  | +13,38%     |
| Maximaler Verlust              | -5,72% | -9,14%  | -9,14%  | -9,14%  | -33,58% | -       | -  | -33,58%     |

**Vertriebszulassung**

Österreich, Deutschland, Schweiz;

1. Wichtiger Hinweis zum Aktualisierungsstand: Das angegebene Datum bezieht sich ausschließlich auf die Berechnung des NAV.

RISIKOHINWEISE: Die Informationen auf dieser Seite dienen ausschließlich zu Informationszwecken und sollten weder als Verkaufsangebot noch als Aufforderung zum Kauf des Wertpapiere oder einer Empfehlung zugunsten des Wertpapiere verstanden werden. Die baha GmbH und die BAWAG P.S.K. Bank für Arbeit und Wirtschaft und Österreichische Postsparkasse Aktiengesellschaft übernehmen trotz sorgfältigster Recherche keinerlei Haftung für die Richtigkeit der angegebenen Daten.  
Factsheet erstellt von: www.baha.com am 21.05.2026 23:47

### Investmentstrategie

The Fund invests: Primarily in equities and equity-related securities of, or linked to, issuers located in the United States. Up to 10% of its total assets in unlisted equities. The Fund may for liquidity, hedging and/or cash management purposes, in circumstances of extreme volatility or if market factors require and if considered appropriate to the investment objective, invest on a short-term basis in cash, cash equivalents, money market instruments or government or corporate bonds. Investments in other funds will not be more than 10% of the Fund's total assets. The Fund promotes environmental and social characteristics. This includes, but is not limited to, the Investment Manager seeking to have at least 5% of the Fund's portfolio composed of sustainable investments, and the Investment Manager applying a comprehensive set of exclusionary screens to prevent the Fund from investing in companies that do not meet the Investment Manager's minimum environmental, social and governance criteria.

### Fondsspezifische Informationen

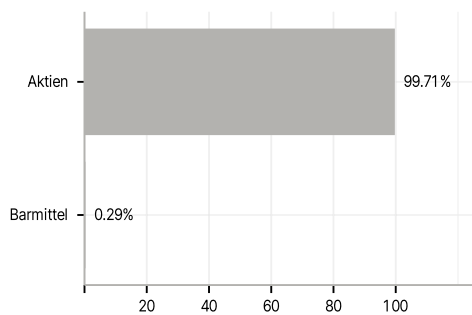
Im Rahmen der Anlagestrategie kann in wesentlichem Umfang in Derivate investiert werden. Die Fondsbestimmungen des Fisher Investments Institutional US Small Cap Core Equity Selection Fund U Class Shares wurden durch die FMA bewilligt. Der Fisher Investments Institutional US Small Cap Core Equity Selection Fund U Class Shares kann mehr als 35 % des Fondsvermögens in Wertpapiere/Geldmarktinstrumente folgender Emittenten investieren: OECD Governments (provided the relevant issues are investment grade), Government of the People's Republic of China, Government of Brazil (provided the issues are of investment grade), Government of India (provided the issues are of investment grade), Government of Saudi Arabia (provided the issues are of investment grade), Government of Singapore, European Investment Bank, European Bank for Reconstruction and Development, International Finance Corporation, International Monetary Fund, Euratom, The Asian Development Bank, European Central Bank, Council of Europe, Eurofima, African Development Bank, International Bank for Reconstruction and Development (The World Bank), The Inter American Development Bank, European Union, Federal National Mortgage Association (Fannie Mae), Federal Home Loan Mortgage Corporation (Freddie Mac), Government National Mortgage Association (Ginnie Mae), Student Loan Marketing Association (Sallie Mae), Federal Home Loan Bank, Federal Farm Credit Bank, Tennessee Valley Authority, Straight-A Funding LLC, Export-Import Bank..

### Investmentziel

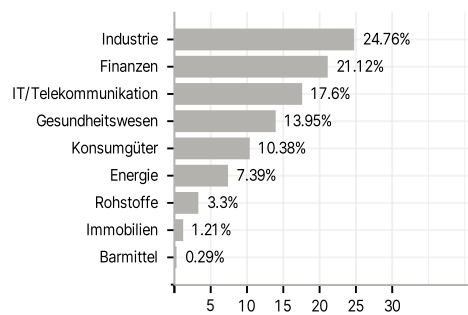
The investment objective of this actively managed Fund is to outperform the Russell 2000 Index (the "Benchmark"). There is no guarantee that the investment objective will be achieved. The Fund is actively managed by the Investment Manager, meaning that investment decisions are made on a fully discretionary basis. Accordingly, the portfolio holdings may deviate from the Benchmark. This deviation may be significant.

### Veranlagungsstruktur

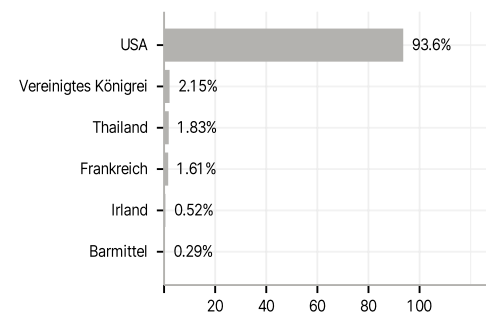
#### Anlagearten



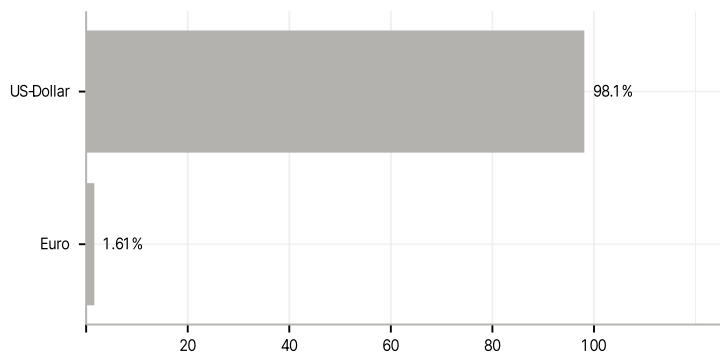
#### Branchen



#### Länder



#### Währungen



#### Größte Positionen

