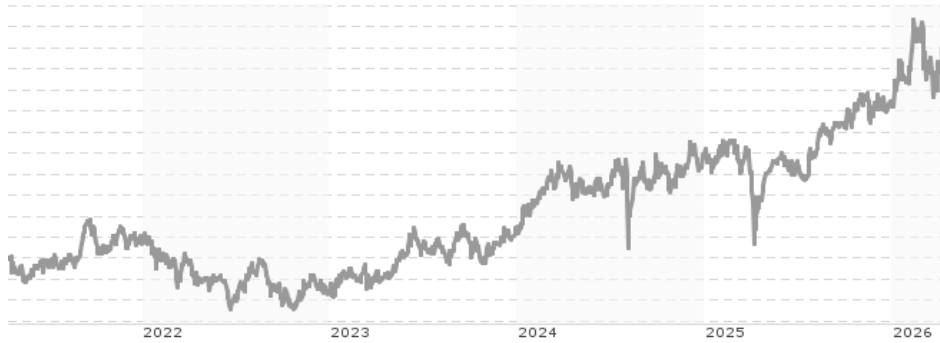


**BNP PARIBAS EASY MSCI Japan Min TE UCITS ETF Capitalisation / LU1291102447 / A2ADB6 / BNP PARIBAS AM (LU)**

|                                       |               |                |                         |             |
|---------------------------------------|---------------|----------------|-------------------------|-------------|
| <b>Aktuell 10.04.2026<sup>1</sup></b> | <b>Region</b> | <b>Branche</b> | <b>Ausschüttungsart</b> | <b>Typ</b>  |
| 18,38 EUR                             | Japan         | enmix          | thesaurierend           | Aktienfonds |



|                          |                      |
|--------------------------|----------------------|
| <b>Risikokennzahlen</b>  |                      |
| SRI                      | 1 2 3 <b>4</b> 5 6 7 |
| <b>Jahresperformance</b> |                      |
| 2025                     | +8,88%               |
| 2024                     | +16,36%              |
| 2023                     | +16,48%              |
| 2022                     | -10,92%              |
| 2021                     | +9,22%               |

Performanceergebnisse der Vergangenheit lassen keine Rückschlüsse auf die künftige Entwicklung zu.

|                            |                            |   |       |                            |          |
|----------------------------|----------------------------|---|-------|----------------------------|----------|
| <b>Stammdaten</b>          |                            | <b>Konditionen</b>  |       | <b>Sonstige Kennzahlen</b> |          |
| Fondart                    | Einzelfond                 | Ausgabeaufschlag  | 0,00% | Mindestveranlagung         | EUR 1,00 |
| Kategorie                  | Aktien                     | Managementgebühr  | 0,03% | Sparplan                   | Nein     |
| Fondsunterkategorie        | Branchenmix                | Depotgebühr   | -     | UCITS / OGAW               | Ja       |
| Ursprungsland              | Luxemburg                  | Tilgungsgebühr  | 0,00% | Gewinnbeteiligung          | 0,00%    |
| Tranchenvolumen            | (10.04.2026) EUR 1,58 Mrd. | Sonstige lfd. Kosten (21.05.2025)   | 0,15% | Umschichtgebühr            | 0,00%    |
| Gesamt-Fondsvolumen        | (10.04.2026) EUR 2,27 Mrd. | Transaktionskosten  | 0,01% | <b>Fondsgesellschaft</b>   |          |
| Auflegedatum               | 26.02.2016                 | BNP PARIBAS AM (LU)   |       |                            |          |
| KESSt-Meldefonds           | Ja                         | 60, AVENUE JOHN F. KENNEDY, L-1855, Luxemburg                             |       |                            |          |
| Beginn des Geschäftsjahres | 01.01.                     | Luxemburg   |       |                            |          |
| Nachhaltigkeitsfondsart    | -                          | <a href="https://www.bnpparibas-am.com">https://www.bnpparibas-am.com</a> |       |                            |          |
| Fondsmanager               | Jean-Claude Leveque        |   |       |                            |          |
| Thema                      | -                          |   |       |                            |          |

|                                |           |           |            |           |           |           |           |                    |
|--------------------------------|-----------|-----------|------------|-----------|-----------|-----------|-----------|--------------------|
| <b>Performance</b>             | <b>1M</b> | <b>6M</b> | <b>YTD</b> | <b>1J</b> | <b>2J</b> | <b>3J</b> | <b>5J</b> | <b>seit Beginn</b> |
| Performance                    | +1,22%    | +10,41%   | +8,48%     | +28,47%   | +22,69%   | +55,61%   | +47,67%   | +115,03%           |
| Performance p.a.               | -         | -         | -          | +28,47%   | +10,78%   | +15,88%   | +8,11%    | +8,34%             |
| Performance p.a. nach max. AGA | -         | -         | -          | +28,47%   | +10,77%   | +15,88%   | +8,11%    | +8,33%             |
| Sharpe Ratio                   | 0,42      | 0,87      | 1,23       | 1,31      | 0,37      | 0,66      | 0,30      | 0,35               |
| Volatilität                    | 31,25%    | 22,66%    | 26,44%     | 20,10%    | 23,45%    | 20,91%    | 19,45%    | 17,73%             |
| Schlechtester Monat            | -         | -10,32%   | -10,32%    | -10,32%   | -10,32%   | -10,32%   | -10,32%   | -10,32%            |
| Bester Monat                   | -         | +9,30%    | +9,30%     | +9,30%    | +9,30%    | +9,30%    | +9,30%    | +9,63%             |
| Maximaler Verlust              | -6,33%    | -11,83%   | -11,83%    | -11,83%   | -19,33%   | -19,33%   | -19,66%   | -26,45%            |

**Vertriebszulassung**

Österreich, Deutschland, Schweiz;

1. Wichtiger Hinweis zum Aktualisierungsstand: Das angegebene Datum bezieht sich ausschließlich auf die Berechnung des NAV.

RISIKOHINWEISE: Die Informationen auf dieser Seite dienen ausschließlich zu Informationszwecken und sollten weder als Verkaufsangebot noch als Aufforderung zum Kauf des Wertpapiers oder einer Empfehlung zugunsten des Wertpapiers verstanden werden. Die baha GmbH und die BAWAG P.S.K. Bank für Arbeit und Wirtschaft und Österreichische Postsparkasse Aktiengesellschaft übernehmen trotz sorgfältigster Recherche keinerlei Haftung für die Richtigkeit der angegebenen Daten.  
Factsheet erstellt von: www.baha.com am 14.04.2026 15:54

**Investmentstrategie**

The Index is composed of Japanese companies selected on the basis of Environmental, Social and Corporate Governance (ESG) criteria (environmental opportunity, pollution and waste, human capital, corporate governance, etc.) and based on their efforts to reduce their exposure to coal and unconventional fossil fuels, while minimizing the tracking error compared to the parent index the MSCI Japan Index. As a result, companies involved in sectors with a potentially high negative ESG impact, i.e. that generate more than a certain percentage of their revenue from sectors such as tobacco, oil and gas and thermal coal power generation, those subject to significant violations of the UN Global Compact principles and those involved in severe ESG-related controversies are excluded from the Index. In addition, the Index applies an optimization process under the following constraints so as to select securities from the investment universe to consistently achieve the following targets: - An ESG score higher than the ESG score of the parent index and - A GHG intensity lower than the GHG intensity of the Parent Index by at least 20% ("extra-financial indicator improvement approach"). The investment team applies BNP PARIBAS Easy's Sustainable Investment Policy as further described in the Prospectus, which takes into account environmental, Social and Governance (ESG) criteria such as but not limited to reduction of emissions of greenhouse gas, respect of human rights, respect of minority shareholders rights, at each step of the investment process of the Product.

**Fondsspezifische Informationen**

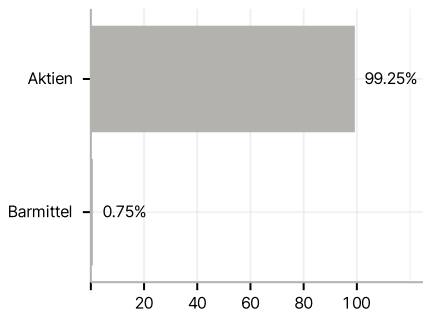
Im Rahmen der Anlagestrategie kann in wesentlichem Umfang in Derivate investiert werden. Die Fondsbestimmungen des BNP PARIBAS EASY MSCI Japan Min TE UCITS ETF Capitalisation wurden durch die FMA bewilligt. Der BNP PARIBAS EASY MSCI Japan Min TE UCITS ETF Capitalisation kann mehr als 35 % des Fondsvermögens in Wertpapiere/Geldmarktinstrumente folgender Emittenten investieren: by a Member State, one or more of its local authorities, a Third Country part of the OECD, Brazil, People's Republic of China, India, Russia, Singapore and South Africa, or a public international body to which one or more Member States belong..

**Investmentziel**

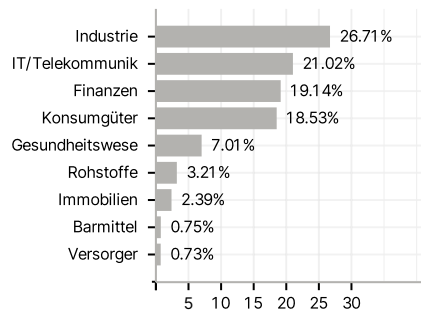
The Product is an index-tracking passively managed fund. The Product seeks to replicate (with a maximum tracking error\* of 1%) the performance of the MSCI Japan Select Filtered Min TE (NTR) Index (Bloomberg: MXJPEFMT index) ( the Index ) by investing in the shares issued by companies included in the Index, respecting the Index's weightings (full replication), or in a sample of shares issued by companies included in the Index (optimised replication). When investing in a sample of shares, the Product's tracking error may be higher.

**Veranlagungsstruktur**

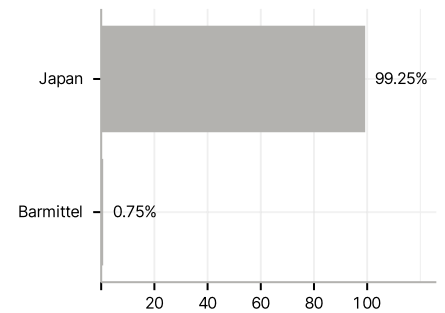
**Anlagearten**



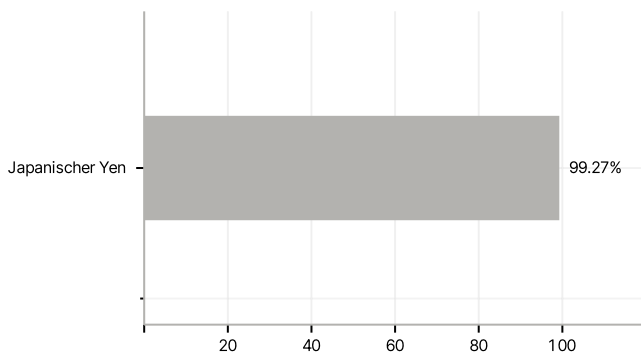
**Branchen**



**Länder**



**Währungen**



**Größte Positionen**

