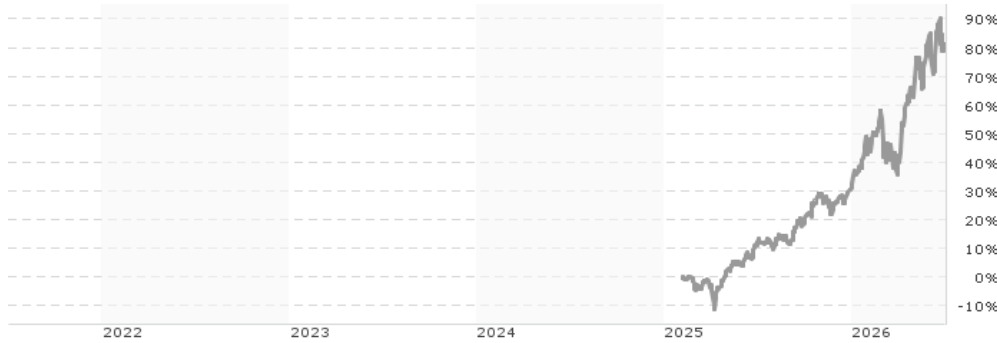


BNP PARIBAS EASY II MSCI Emerging Markets ex-China PAB UCITS ETF USD Acc / IE000M4Z0RA5 / A40N6Q / BNP PARIBA...

| | | | | |
|---------------------------------------|------------------|----------------|-------------------------|----------------------|
| Aktuell 30.06.2026¹ | Region | Branche | Ausschüttungsart | Typ |
| 18,17 USD | Emerging Markets | ETF Aktien | thesaurierend | Alternative Investm. |


Risikokennzahlen

| | | | | | | | |
|-----|---|---|---|----------|---|---|---|
| SRI | 1 | 2 | 3 | 4 | 5 | 6 | 7 |
|-----|---|---|---|----------|---|---|---|

Jahresperformance

Performanceergebnisse der Vergangenheit lassen keine Rückschlüsse auf die künftige Entwicklung zu.

| Stammdaten | | Konditionen | | Sonstige Kennzahlen | |
|----------------------------|-----------------------------|---|-------|--------------------------|----------|
| Fondart | Einzelfond | Ausgabeaufschlag | 0,00% | Mindestveranlagung | EUR 1,00 |
| Kategorie | ETF | Managementgebühr | 0,00% | Sparplan | Nein |
| Fondsunterkategorie | ETF Aktien | Depotgebühr | - | UCITS / OGAW | Ja |
| Ursprungsland | Irland | Tilgungsgebühr | 0,00% | Gewinnbeteiligung | 0,00% |
| Tranchenvolumen | (30.06.2026) USD 18,64 Mio. | Sonstige lfd. Kosten (19.02.2026) | 0,27% | Umschichtgebühr | 3,00% |
| Gesamt-Fondsvolumen | (30.06.2026) USD 27,83 Mio. | Transaktionskosten | 0,03% | Fondsgesellschaft | |
| Auflegedatum | 05.02.2025 | BNP PARIBAS AM Eur. | | | |
| KESSt-Meldefonds | Ja | 1 BOULEVARD HAUSSMANN, 75009, Paris | | | |
| Beginn des Geschäftsjahres | 01.01. | Frankreich | | | |
| Nachhaltigkeitsfondsart | - | https://www.bnpparibas-am.com | | | |
| Fondsmanager | Charles LEWANDOWSKI | | | | |
| | Alain LE STIR | | | | |
| Thema | - | | | | |

| Performance | 1M | 6M | YTD | 1J | 2J | 3J | 5J | seit Beginn |
|--------------------------------|--------|---------|---------|---------|---------|----|----|-------------|
| Performance | -1,20% | +38,96% | +38,37% | +62,88% | - | - | - | +81,69% |
| Performance p.a. | - | - | - | +62,88% | - | - | - | +53,32% |
| Performance p.a. nach max. AGA | - | - | - | +62,88% | - | - | - | +52,94% |
| Sharpe Ratio | -0,46 | 3,11 | 3,06 | 2,68 | - | - | - | 2,41 |
| Volatilität | 35,74% | 29,33% | 29,43% | 22,57% | - | - | - | 21,16% |
| Schlechtester Monat | - | -13,89% | -13,89% | -13,89% | -13,89% | - | - | -13,89% |
| Bester Monat | - | +20,13% | +20,13% | +20,13% | +20,13% | - | - | +20,13% |
| Maximaler Verlust | -7,72% | -14,35% | -14,35% | -14,35% | - | - | - | -14,35% |

Vertriebszulassung

Österreich, Deutschland, Schweiz;

1. Wichtiger Hinweis zum Aktualisierungsstand: Das angegebene Datum bezieht sich ausschließlich auf die Berechnung des NAV.

RISIKOHINWEISE: Die Informationen auf dieser Seite dienen ausschließlich zu Informationszwecken und sollten weder als Verkaufsangebot noch als Aufforderung zum Kauf des Wertpapiers oder einer Empfehlung zugunsten des Wertpapiers verstanden werden. Die baha GmbH und die BAWAG P.S.K. Bank für Arbeit und Wirtschaft und Österreichische Postsparkasse Aktiengesellschaft übernehmen trotz sorgfältigster Recherche keinerlei Haftung für die Richtigkeit der angegebenen Daten.
 Factsheet erstellt von: www.baha.com am 02.07.2026 11:54

Investmentstrategie

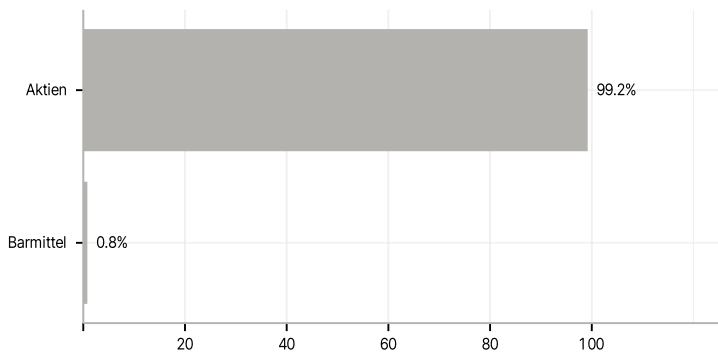
The fund is passively managed and will apply a physical replication. The fund will seek to achieve its investment objective by investing in large and mid-capitalisation equity securities listed or traded in emerging markets (as defined by the Index Provider), excluding China, that as far as possible and practicable consist of the constituent securities of the Index. The fund may also hold warrants, as a result of corporate actions only, and rights which may not be part of the Index. The fund intends to replicate the constituents of the Index by holding as far as possible and practicable the securities comprising the Index in generally the same proportions as they are held in the Index. The fund's holding proportions may not correspond to the exact holding proportions of the Index at any time. In order to replicate the Index, this fund may invest up to 20% of its Net Asset Value in shares issued by the same body. This limit may be raised to 35% for a single issuer in exceptional market conditions (i.e. where an issuer represents an unusually large portion of the market represented by the Index). The equity securities in which the fund invests will be listed or traded on a Regulated Market. The fund may continue to hold securities which cease to be constituent securities of the Index until such time it is possible and practicable in the Investment Manager's view to liquidate the position in the best interest of Shareholders. MSCI's website (www.msci.com) contains more detailed information about the MSCI Indexes.

Investmentziel

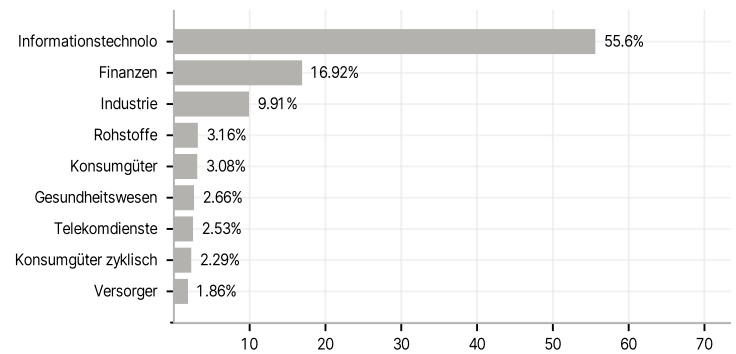
To seek to provide investors with the performance of the MSCI EM ex China Climate Paris Aligned PAB Index (the Index), less the fees and expenses of the fund, while aiming to minimise the tracking error in between the fund's Net Asset Value and the Index.

Veranlagungsstruktur

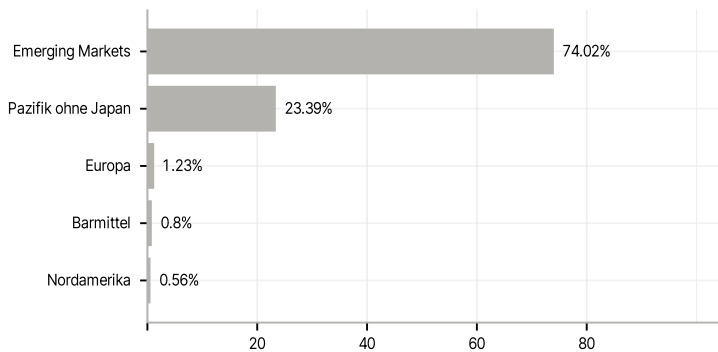
Anlagearten



Branchen



Länder



Größte Positionen

