Created with RealObjects PDFreactor(R) Web Service Evaluation Version | https://www.pdfreactor.com

easybank

BNP PARIBAS EASY MSCI Japan Min TE UCITS ETF Capitalisation / LU1291102447 / A2ADB6 / BNP PARIBAS AM (LU)

Aktuell 19.11.2026 [1]	Region	Branche	Ausschüttungsart	Typ
20,23 EUR	Japan	ETF Aktien	thesaurierend	Alternative Investm.



Performanceergebnisse der Vergangenheit lassen keine Rückschlüsse auf die künftige Entwicklung zu.

Risikokennzahlen

SRI 1 2 3 **4** 5 6 7

Jahresperformance

2025	+8,88%
2024	+16,36%
2023	+16,48%
2022	-10,92%
2021	+9,22%

Stammdaten

Fondart	Einzelfond
Kategorie	ETF
Fondsunterkategorie	ETF Aktien
Ursprungsland	Luxemburg
Tranchenvolumen	(19.11.2026) EUR 1,89 Mrd.
Gesamt-Fondsvolumen	(19.11.2026) EUR 2,88 Mrd.
Auflagedatum	26.02.2016
KESt-Meldefonds	Ja
Beginn des Geschäftsjahres	01.01.
Nachhaltigkeitsfondsart	-
Fondsmanager	Jean-Claude Leveque
Thema	-

Konditionen

Ausgabeaufschlag	0,00%
Managementgebühr	0,03%
Depotgebühr	-
Tilgungsgebühr	0,00%
Sonstige lfd. Kosten	(30.06.2026) 0,15%
Transaktionskosten	0,01%

Sonstige Kennzahlen

Mindestveranlagung	EUR 1,00
Sparplan	Nein
UCITS / OGAW	Ja
Gewinnbeteiligung	0,00%
Umschichtgebühr	0,00%

Fondsgesellschaft

BNP PARIBAS AM (LU)
60, AVENUE JOHN F. KENNEDY, L-1855, Luxemburg
Luxemburg
https://www.bnpparibas-am.com

Performance	1M	6M	YTD	1J	2J	3J	5J	seit Beginn
Performance	-4,89%	+4,96%	+19,38%	+22,87%	+34,17%	+56,98%	+50,85%	+136,64%
Performance p.a.	-	-	-	+22,87%	+15,83%	+16,22%	+8,56%	+8,84%
Performance p.a. nach max. AGA	-	-	-	+22,87%	+15,83%	+16,22%	+8,57%	+8,83%
Sharpe Ratio	-1,92	0,34	0,86	0,92	0,61	0,61	0,29	0,34
Volatilität	24,72%	21,48%	22,47%	21,67%	21,39%	21,85%	20,10%	17,90%
Schlechtester Monat	-	-3,63%	-10,32%	-10,32%	-10,32%	-10,32%	-10,32%	-10,32%
Bester Monat	-	+5,70%	+9,30%	+9,30%	+9,30%	+9,30%	+9,30%	+9,63%
Maximaler Verlust	-8,33%	-11,70%	-11,83%	-11,83%	-19,33%	-19,33%	-19,33%	-26,45%

Vertriebszulassung

Österreich, Deutschland, Schweiz;

1. Wichtiger Hinweis zum Aktualisierungsstand: Das angegebene Datum bezieht sich ausschließlich auf die Berechnung des NAV.

RISIKOHINWEISE: Die Informationen auf dieser Seite dienen ausschließlich zu Informationszwecken und sollten weder als Verkaufsangebot noch als Aufforderung zum Kauf des Wertpapieres oder einer Empfehlung zugunsten des Wertpapieres verstanden werden. Die baha GmbH und die BAWAG P.S.K. Bank für Arbeit und Wirtschaft und Österreichische Postsparkasse Aktiengesellschaft übernehmen trotz sorgfältigster Recherche keinerlei Haftung für die Richtigkeit der angegebenen Daten.
Factsheet erstellt von: www.baha.com am 23.11.2026 16:44

Created with RealObjects PDFreactor(R) Web Service Evaluation Version | https://www.pdfreactor.com



REALOBJECTS

PDFreactor®

Evaluation Version

This PDF document was created by an evaluation version of RealObjects PDFreactor 12.2.1 (17349). The evaluation version is fully functional, but includes this information page. It must not be used for production purposes. The information page and all other evaluation notices must not be removed from the PDF file.

NOTE: Conversions in evaluation mode might be slower and the results might have a larger file size than in production mode.

Buy PDFreactor

To buy a PDFreactor license follow this link:

Buy PDFreactor online

About PDFreactor

RealObjects PDFreactor is a powerful formatting processor for converting HTML and XML documents into PDF. It uses Cascading Style Sheets (CSS) to define page layout and styles. The server-side tool enables a great variety of applications in the fields of ERP, eCommerce and Electronic Publishing.

PDFreactor supports HTML5, CSS3 and JavaScript.

It allows you to dynamically generate PDF documents such as invoices, delivery notes and shipping documents on-the-fly. PDFreactor allows you to easily add server-based PDF generation functionality to your application or service. Since PDFreactor runs on a server, the end-user in general does not need any software other than a PDF viewer.

For more information visit **www.pdfreactor.com**

Created with RealObjects PDFreactor(R) Web Service Evaluation Version | https://www.pdfreactor.com

BNP PARIBAS EASY MSCI Japan Min TE UCITS ETF Capitalisation / LU1291102447 / A2ADB6 / BNP PARIBAS AM (LU)

Investmentstrategie

The Index is composed of Japanese companies selected on the basis of Environmental, Social and Corporate Governance (ESG) criteria (environmental opportunity, pollution and waste, human capital, corporate governance, etc.) and based on their efforts to reduce their exposure to coal and unconventional fossil fuels, while minimizing the tracking error compared to the parent index the MSCI Japan Index. As a result, companies involved in sectors with a potentially high negative ESG impact, i.e. that generate more than a certain percentage of their revenue from sectors such as tobacco, oil and gas and thermal coal power generation, those subject to significant violations of the UN Global Compact principles and those involved in severe ESG-related controversies are excluded from the Index. In addition, the Index applies an optimization process under the following constraints so as to select securities from the investment universe to consistently achieve the following targets: - An ESG score higher than the ESG score of the parent index and - A GHG intensity lower than the GHG intensity of the Parent Index by at least 20% ("extra-financial indicator improvement approach"). The investment team applies BNP PARIBAS Easy's Sustainable Investment Policy as further described in the Prospectus, which takes into account environmental, Social and Governance (ESG) criteria such as but not limited to reduction of emissions of greenhouse gas, respect of human rights, respect of minority shareholders rights, at each step of the investment process of the Product.

Fondsspezifische Informationen

Im Rahmen der Anlagestrategie kann in wesentlichem Umfang in Derivate investiert werden. Die Fondsbestimmungen des BNP PARIBAS EASY MSCI Japan Min TE UCITS ETF Capitalisation wurden durch die FMA bewilligt. Der BNP PARIBAS EASY MSCI Japan Min TE UCITS ETF Capitalisation kann mehr als 35 % des Fondsvermögens in Wertpapiere/Geldmarktinstrumente folgender Emittenten investieren: by a Member State, one or more of its local authorities, a Third Country part of the OECD, Brazil, People's Republic of China, India, Russia, Singapore and South Africa, or a public international body to which one or more Member States belong..

Investmentziel

The Product is an index-tracking passively managed fund. The Product seeks to replicate (with a maximum tracking error* of 1%) the performance of the MSCI Japan Select Filtered Min TE (NTR) Index (Bloomberg: MXJPEFMT index) (the Index) by investing in the shares issued by companies included in the Index, respecting the Index's weightings (full replication), or in a sample of shares issued by companies included in the Index (optimised replication). When investing in a sample of shares, the Product's tracking error may be higher.

Veranlagungsstruktur

Anlagearten

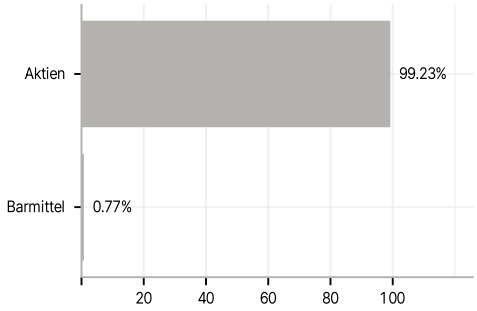

Branchen

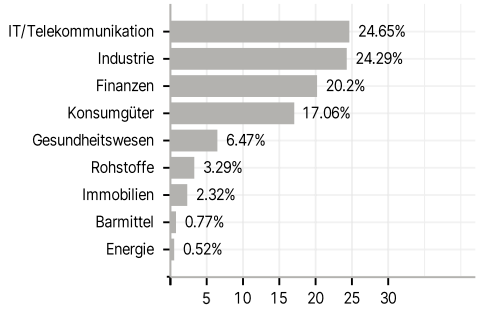

Länder

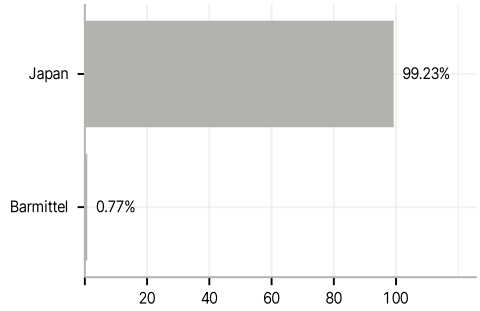

Währungen

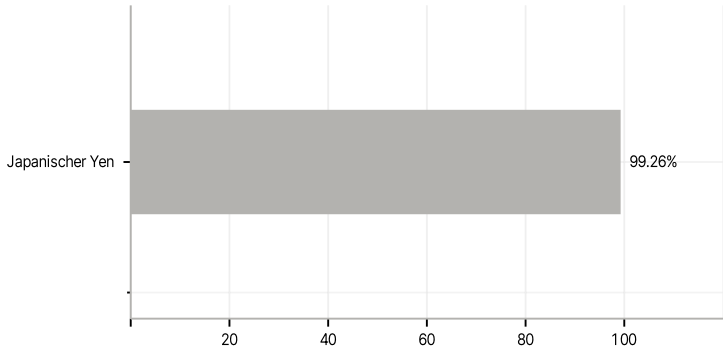

Größte Positionen

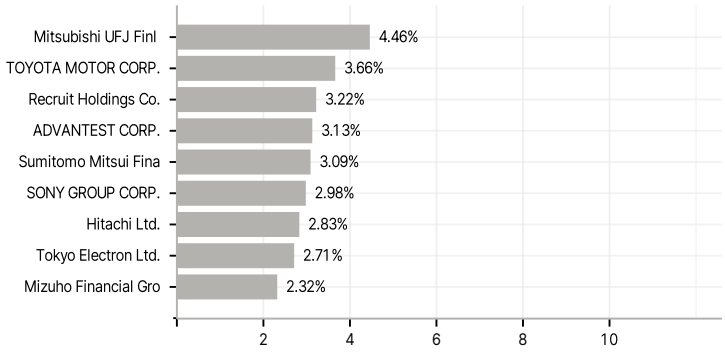

RISIKOHINWEISE: Die Informationen auf dieser Seite dienen ausschließlich zu Informationszwecken und sollten weder als Verkaufsangebot noch als Aufforderung zum Kauf des Wertpapieres oder einer Empfehlung zugunsten des Wertpapieres verstanden werden. Die baha GmbH und die BAWAG P.S.K. Bank für Arbeit und Wirtschaft und Österreichische Postsparkasse Aktiengesellschaft übernehmen trotz sorgfältigster Recherche keinerlei Haftung für die Richtigkeit der angegebenen Daten.
Factsheet erstellt von: www.baha.com am 23.11.2026 16:44

Created with RealObjects PDFreactor(R) Web Service Evaluation Version | https://www.pdfreactor.com